

July 12, 2024

आषाढ – शुक्ल पक्ष, षष्ठी
विक्रम सम्वत् २०८१

National Stock Exchange of India Limited
“Exchange Plaza”
Bandra – Kurla Complex,
Bandra (E), Mumbai – 400 051
NSE Code: GHCL

BSE Limited
Corporate Relationship Department,
1st Floor, New Trading Ring, Rotunda
Building, P.J. Towers,
Dalal Street, Fort, Mumbai – 400 001
BSE Code: 500171

Dear Sirs/Madam

Sub: Shareholding Pattern for the quarter ended on June 30, 2024

Pursuant to the requirement of Regulation 31(1)(b) of the SEBI(Listing Obligations & Disclosure Requirements) Regulations, 2015 and other applicable provisions, if any, please find enclosed herewith Shareholding Pattern of the Company for the quarter ended June 30, 2024 in the prescribed format.

We would like to bring into your kind notice that pursuant to the requirement of SEBI circular no. SEBI/HO/CFD/CMD/CIR/P/2017/128 dated December 19, 2017, shareholding of public shareholders as well as promoter & promoter group which are having more than one folio, have been consolidated on the basis of their PAN.

We would invite your attention that as per SEBI Circular dated November 30, 2015, PAN (of promoter & promoter group entities and /or public shareholders holding 1% or more shares) should not be displayed on the website of the Stock Exchange.


You are requested to kindly note the same.

In case you require any further information / clarification, please do let us know.

Thanking you

Yours faithfully

For GHCL Limited



Bhowneshwar Mishra
Vice President-Sustainability & Company Secretary



GHCL Limited				
Shareholding Pattern under Regulation 31 of SEBI (Listing Obligations and Disclosure Requirements) Regulations, 2015				
1	Name of Listed Entity: <u>GHCL Limited</u>			
2	Scrip Code/Name of Scrip/Class of Security: <u>500171/GHCL /Equity</u>			
3	Share Holding Pattern Filed under: <u>Reg. 31(1)(a) / Reg. 31(1)(b) / Reg. 31(1)(c)</u>			
	a.	If under 31(1)(b) then indicate the report for Quarter ending: <u>June 30, 2024</u>		
	b.	If under 31(1)(c) then indicate date of allotment/extinguishment:		
4	Declaration: The Listed entity is required to submit the following declaration to the extent of submission of information:-			
		Particulars	Yes*	No*
	1	Whether the Listed Entity has issued any partly paid up shares?		No
	2	Whether the Listed Entity has issued any Convertible Securities or Warrants?		No
	3	Whether the Listed Entity has any shares against which depository receipts are issued?		No
	4	Whether the Listed Entity has any shares in locked-in?		No
	5	Whether any shares held by promoters are pledge or otherwise encumbered?	Yes	
	6	Whether the Listed Entity has issued any differential Voting Rights?		No
	7	Whether the Listed Entity has issued any Warrants ?		No
	8	Whether the listed entity has any significant beneficial owner?		No
<p>* If the Listed Entity selects the option 'No' for the questions above, the columns for the partly paid up shares, Outstanding Convertible Securities/Warrants, depository receipts, locked-in shares, No of shares pledged or otherwise encumbered by promoters, as applicable, shall not be displayed at the time of dissemination on the Stock Exchange website. Also wherever there is 'No' declared by Listed Entity in above table the values will be considered as 'Zero' by default on submission of the format of holding of specified securities.</p>				
5	The tabular format for disclosure of holding of specified securities is as follows:			

[Handwritten Signature]




[Handwritten Mark]

GHCL Limited																		
Table I - Summary Statement holding of specified securities (June 30, 2024)																		
Category	Category of shareholder	Number of shareholders	No. of fully paid up equity shares held	No. of Partly paid-up equity shares held	No. of shares underlying Depository Receipts	Total nos. shares held	Shareholding as a % of total no. of shares (calculated as per SCRR, 1957)	Number of Voting Rights held in each class of securities				No. of Shares Underlying Outstanding convertible securities (including Warrants)	Shareholding, as a % assuming full conversion of convertible securities (as a percentage of diluted share capital)	Number of Locked in shares		Number of Shares pledged or otherwise		Number of equity shares held in dematerialised form
								No of Voting Rights			Total as a % of (A+B+C)			No. (a)	As a % of total Shares held(b)	No. (a)	As a % of total Shares held(b)	
								Class eg: X	Class eg: y	Total								
(I)	(II)	(III)	(IV)	(V)	(VI)	(VII) = (IV)+(V)+(VI)	(VIII)As a % of (A+B+C2)	(IX)				(X)	(XI)= (VII)+(X) As a % of (A+B+C2)	(XII)		(XIII)		(XIV)
(A)	Promoter & Promoter Group	37	18227869	0	0	18227869	19.04	18227869	0	18227869	19.04	0	19.04	0	0.0000	200244	0.0000	18227869
(B)	Public	109078	77526917	0	0	77526917	80.96	77526917	0	77526917	80.96	0	80.96	0	0.0000	N.A	0.0000	75806321
(C)	Non Promoter - Non Public	0	0	0	0	0	0.00	0	0	0	0.00	0	0.00	0	0.0000	0	0.0000	0
(C1)	Shares Underlying DRs	0	0	0	0	0	0.00	0	0	0	0.00	0	0.00	0	0.0000	N.A	0.0000	0
(C2)	Shares Held By Employee Trust	0	0	0	0	0	0.00	0	0	0	0.00	0	0.00	0	0.0000	0	0.0000	0
	Total	109115	95754786	0	0	95754786	100.00	95754786	0	95754786	100.00	0	100.00	0	0.0000	200244	0.0000	94034190
Note:1	Pursuant to the requirement of SEBI circular no. SEBI/HO/CFD/CMD/CIR/P/2017/128 dated December 19, 2017, shareholding of public shareholders as well as promoter & promoter group which are having more than one folio, have been consolidated on the basis of their PAN. However, total number of shareholders on the basis of their folio number are 111259 shareholders consisting of 42 promoter & promoters group and 111217 public shareholders.																	
Note: 2	During the quarter, shares of M/s Ilac Investment Private Limited, promoter was transferred into IEPF due to non claim of dividend for a consecutive seven years. However, M/s Ilac Investment Private Limited is holding zero shares in the Company.																	



GHCL Limited
Table II - Statement showing shareholding pattern of the Promoter and Promoter Group (June 30, 2024)

Category	Category & Name of shareholders	PAN	Shareholder Type	Nos. of shareholders	No. of fully paid up equity shares held	No. of Partly paid-up equity shares held	No. of shares underlying Depository Receipts	Total nos. shares held	Shareholding as a % of total no. of shares (calculated as per SCRR, 1957)	Number of Voting Rights held in each class of securities			No. of Shares Underlying Outstanding convertible securities (including Warrants)	Shareholding, as a % assuming full conversion of convertible securities (as a percentage of diluted share capital)	Number of Locked in shares		Number of Shares pledged or otherwise encumbered		Number of equity shares held in dematerialised form	
										No of Voting Rights	Class eg: y	Total			No. (a)	As a % of total Share held(b)	No. (a)	As a % of total Share held(b)		
	(I)	(II)		(III)	(IV)	(V)	(VI)	(VII) = (IV)+(V)+ (VI)	(VIII) As a % of (A+B+C2)	(IX)			(X)	(XI)= (VII)+(X) As a % of (A+B+C2)	(XII)		(XIII)		(XIV)	
1	Indian																			
(a)	Individuals / Hindu Undivided Family			3	832550	0	0	832550	0.87	832550	0	832550	0.87	0	0.87	0	0	0	0	832550
	Anurag Dalmia (HUF)	AAFHA6005C	Promoter	1	585124	0	0	585124	0.61	585124	0	585124	0.61	0	0.61	0	0	0	0	585124
	Anurag Dalmia	AADPD9439P	Promoter	1	125225	0	0	125225	0.13	125225	0	125225	0.13	0	0.13	0	0	0	0	125225
	Neelabh Dalmia	AFBPD8202R	Promoter	1	122201	0	0	122201	0.13	122201	0	122201	0.13	0	0.13	0	0	0	0	122201
(b)	Central Government / State Government(s)			0	0	0	0	0	0.00	0	0	0	0.00	0	0.00	0	0	0	0	0
(c)	Financial Institutions / Banks			0	0	0	0	0	0.00	0	0	0	0.00	0	0.00	0	0	0	0	0
(d)	Any Other (Specify)			32	11887419	0	0	11887419	12.41	11887419	0	11887419	12.41	0	12.41	0	0	0	0	11887419
	Bodies Corporate			31	11887419	0	0	11887419	12.41	11887419	0	11887419	12.41	0	12.41	0	0	200244	0.21	11887419
	Hindustan Commercial Company Limited	AAACH2851B	Promoters	1	2944737	0	0	2944737	3.08	2944737	0	2944737	3.08	0	3.08	0	0	0	0.00	2944737
	Gems Commercial Company Limited	AAACG4028H	Promoters	1	2940207	0	0	2940207	3.07	2940207	0	2940207	3.07	0	3.07	0	0	0	0.00	2940207
	Oval Investment Private Limited	AAAC00373R	Promoters	1	2588848	0	0	2588848	2.70	2588848	0	2588848	2.70	0	2.70	0	0	0	0.00	2588848
	Lhonak International Private Limited	AABCL2542G	Promoters	1	1365599	0	0	1365599	1.43	1365599	0	1365599	1.43	0	1.43	0	0	0	0.00	1365599
	Carissa Investment Private Limited	AAACC3277A	Promoters	1	481752	0	0	481752	0.50	481752	0	481752	0.50	0	0.50	0	0	0	0.00	481752
	Harvatex Engineering And Processing Company limited	AABCH7404F	Promoters	1	415723	0	0	415723	0.43	415723	0	415723	0.43	0	0.43	0	0	0	0.00	415723
	Wgf Financial Services Ltd	AAACW0228P	Promoters	1	378807	0	0	378807	0.40	378807	0	378807	0.40	0	0.40	0	0	0	0.00	378807
	Anurag Trading Leasing And Investment Companyprivate Ltd	AABCA0964D	Promoters	1	287200	0	0	287200	0.30	287200	0	287200	0.30	0	0.30	0	0	0	0.00	287200
	Dalmia Finance Ltd	AABCD5533H	Promoters	1	200244	0	0	200244	0.21	200244	0	200244	0.21	0	0.21	0	0	200244	0.21	200244
	Archana Trading And Investment Company Private Limited	AADCA5235F	Promoters	1	132848	0	0	132848	0.14	132848	0	132848	0.14	0	0.14	0	0	0	0.00	132848
	Bharatpur Investment Limited	AAACB3403F	Promoters	1	38842	0	0	38842	0.04	38842	0	38842	0.04	0	0.04	0	0	0	0.00	38842
	Sanjay Trading Investment Company Private Limited	AABCS9134P	Promoters	1	29100	0	0	29100	0.03	29100	0	29100	0.03	0	0.03	0	0	0	0.00	29100
	General Exports And Credits Limited	AAACG3770E	Promoters	1	17000	0	0	17000	0.02	17000	0	17000	0.02	0	0.02	0	0	0	0.00	17000
	Golden Tobacco Limited	AAACG1421A	Promoters	1	16578	0	0	16578	0.02	16578	0	16578	0.02	0	0.02	0	0	0	0.00	16578
	Pashupatinath Commercial Pvt. Ltd.	AAECP3237D	Promoters	1	15000	0	0	15000	0.02	15000	0	15000	0.02	0	0.02	0	0	0	0.00	15000
	Sovereign Commercial Pvt.Ltd.	AAKCS1827Q	Promoters	1	6000	0	0	6000	0.01	6000	0	6000	0.01	0	0.01	0	0	0	0.00	6000



Signature

1/1

	Dalmia Housing Finance Limited	AABCD7104J	Promoters	1	5707	0	0	5707	0.01	5707	0	5707	0.01	0	0.01	0	0	0	0.00	5707
	Trishul Commercial Pvt.Ltd.	AADCT5894K	Promoters	1	5100	0	0	5100	0.01	5100	0	5100	0.01	0	0.01	0	0	0	0.00	5100
	Sweetk Commercial Pvt.Ltd.	AAKCS1829A	Promoters	1	3700	0	0	3700	0.00	3700	0	3700	0.00	0	0.00	0	0	0	0.00	3700
	Alankar Commercial Private Limited	AAHCA7986K	Promoters	1	2600	0	0	2600	0.00	2600	0	2600	0.00	0	0.00	0	0	0	0.00	2600
	Rickmansford Trade And Industrial Investment Ltd	AACCR6006J	Promoters	1	1960	0	0	1960	0.00	1960	0	1960	0.00	0	0.00	0	0	0	0.00	1960
	Chirawa Investment Limited	AACCC2387B	Promoters	1	1860	0	0	1860	0.00	1860	0	1860	0.00	0	0.00	0	0	0	0.00	1860
	Lakshmi Vishnu Investment Limited	AAACL1045R	Promoters	1	1860	0	0	1860	0.00	1860	0	1860	0.00	0	0.00	0	0	0	0.00	1860
	Mourya Finance Limited	AAACM6575H	Promoters	1	1860	0	0	1860	0.00	1860	0	1860	0.00	0	0.00	0	0	0	0.00	1860
	Sikar Investment Company Limited	AABCS5715N	Promoters	1	1800	0	0	1800	0.00	1800	0	1800	0.00	0	0.00	0	0	0	0.00	1800
	Antarctica Investment Pvt Ltd	AAACA1366N	Promoters	1	768	0	0	768	0.00	768	0	768	0.00	0	0.00	0	0	0	0.00	768
	Comosum Investment Pvt Ltd	AAACC0819J	Promoters	1	701	0	0	701	0.00	701	0	701	0.00	0	0.00	0	0	0	0.00	701
	Lovely Investment Pvt Ltd	AAACL1346F	Promoters	1	645	0	0	645	0.00	645	0	645	0.00	0	0.00	0	0	0	0.00	645
	Altar Investment P Ltd	AAACA6687J	Promoters	1	318	0	0	318	0.00	318	0	318	0.00	0	0.00	0	0	0	0.00	318
	Ilac Investment Private Limited	AAACI1924Q	Promoters	1	0	0	0	0	0.00	0	0	0	0.00	0	0.00	0	0	0	0.00	0
	Dear Investment P. Ltd.	AABCD4873C	Promoters	1	55	0	0	55	0.00	55	0	55	0.00	0	0.00	0	0	0	0.00	55
	Trust							0	0.00	0		0	0.00		0.00				0.00	0
	Ram Krishna Dalmia Foundation	AAATR9933P	Promoter Group	1	0	0	0	0	0.00	0	0	0	0.00	0	0.00	0	0	0	0.00	0
	Sub Total (A)(1)			35	12719969	0	0	12719969	13.28	12719969	0	12719969	13.28	0	13.28	0	0	200244	0.21	12719969
2	Foreign							0	0.00	0		0			0.00				0.00	0
(a)	Individuals (Non-Resident Individuals / Foreign Individuals)			0	0	0	0	0	0.00	0	0	0	0.00	0	0.00	0	0	0	0.00	0
(b)	Government			0	0	0	0	0	0.00	0	0	0	0.00	0	0.00	0	0	0	0.00	0
(c)	Institutions			0	0	0	0	0	0.00	0	0	0	0.00	0	0.00	0	0	0	0.00	0
(d)	Foreign Portfolio Investor			0	0	0	0	0	0.00	0	0	0	0.00	0	0.00	0	0	0	0.00	0
(e)	Any Other (Specify)			2	5507900	0	0	5507900	5.75	5507900	0	5507900	5.75	0	5.75	0	0	0	0.00	5507900
	Bodies Corporate			2	5507900	0	0	5507900	5.75	5507900	0	5507900	5.75	0	5.75	0	0	0	0.00	5507900
	Banjax Limited	AAECB2958F		1	2789700	0	0	2789700	2.91	2789700	0	2789700	2.91	0	2.91	0	0	0	0.00	2789700
	Hexabond Limited	AACCH5192D		1	2718200	0	0	2718200	2.84	2718200	0	2718200	2.84	0	2.84	0	0	0	0.00	2718200
	Sub Total (A)(2)			2	5507900	0	0	5507900	5.75	5507900	0	5507900	5.75	0	5.75	0	0	0	0.00	5507900
	Total Shareholding Of Promoter And Promoter Group (A)= (A)(1)+(A)(2)			37	18227869	0	0	18227869	19.04	18227869	0	18227869	19.04	0	19.04	0	0	200244	0.21	18227869

Details of Shares which remain unclaimed may be given here along with details such as number of shareholders, outstanding shares held in demat/unclaimed suspense account, voting rights which are frozen etc.

(1) PAN would not be displayed on website of Stock Exchange(s)

(2) The term 'Encumbrance' has the same meaning as assigned under regulation 28(3) of SEBI (Substantial Acquisition of Shares and Takeovers) Regulations, 2011.

[Handwritten Signature]



5/11

GHCL Limited

Table III - Statement showing shareholding pattern of the Public shareholder (June 30, 2024)

Category y	Category & Name of shareholders	PAN	Nos. of shareho lders	No. of fully paid up equity shares held	No. of Partly paid-up equity shares held	No. of shares underly ing Deposito ry Receipts	Total nos. shares held	Sharehold ing as a % of total no. of shares (calculated as per SCRR, 1957)	Number of Voting Rights held in each class of securities				No. of Shares Underlyi ng Outstand ing converti ble securitie s (includi ng Warrants)	Sharehold ing , as a % assuming full conversion of convertible securities (as a percentage of diluted share capital)	Number of Locked in shares		Number of Shares pledged or otherwise encumbered		Number of equity shares held in dematerialised form	Sub-categorisation of shares			
									No of Voting Rights			Total as a % of (A+B+C)			No. (a)	As a % of total Shares held(b)	No. (a)	As a % of total Shares held(b)		Shareholding (no. of Shares)			
									Class eg. Equity (one share one vote)	Class eg: y	Total									Sub category (i)	Sub category (ii)	Sub category (iii)	
	(II)	(III)	(III)	(IV)	(V)	(VI)	(VII) = (IIV)+(V)+ (VI)	(VIII) As a % of (A+B+C2)	(IX)					(X)	(XI)= (VII)+(X) As a % of (A+B+C2)	(XII)		(XIII)		(XIV)		(XV)	
1	Institutions (Domestic)																						
(a)	Mutual Fund		9	7922664	0	0	7922664	8.27	7922664	0	7922664	8.27	0	8.27	0	0	NA	NA	7922564	0	0	0	
	Dsp Small Cap Fund	AAAJD0430B	1	3779573	0	0	3779573	3.95	3779573	0	3779573	3.95	0	3.95	0	0	NA	NA	3779573	0	0	0	
	Franklin India Smaller Companies Fund	AAATT4931H	1	1449472	0	0	1449472	1.51	1449472	0	1449472	1.51	0	1.51	0	0	NA	NA	1449472	0	0	0	
	Uti - Hybrid Equity Fund	AAATU1088L	1	1448178	0	0	1448178	1.51	1448178	0	1448178	1.51	0	1.51	0	0	NA	NA	1448178	0	0	0	
(b)	Venture Capital Funds		0	0	0	0	0	0.00	0	0	0	0.00	0	0.00	0	0	NA	NA	0	0	0		
(c)	Alternate Investment Funds		3	237339	0	0	237339	0.25	237339	0	237339	0.25	0	0.25	0	0	NA	NA	237339	0	0	0	
(d)	Banks		7	2800	0	0	2800	0.00	2800	0	2800	0.00	0	0.00	0	0	NA	NA	200	0	0	0	
(e)	Insurance Companies		1	741598	0	0	741598	0.77	741598	0	741598	0.77	0	0.77	0	0	NA	NA	741598	0	0	0	
(f)	Provident Funds/ Pension Funds		0	0	0	0	0	0.00	0	0	0	0.00	0	0.00	0	0	NA	NA	0	0	0		
(g)	Asset Reconstruction Companies		0	0	0	0	0	0.00	0	0	0	0.00	0	0.00	0	0	NA	NA	0	0	0		
(h)	Sovereign Wealth Funds		0	0	0	0	0	0.00	0	0	0	0.00	0	0.00	0	0	NA	NA	0	0	0		
(i)	NBFCs registered with RBI		1	1250	0	0	1250	0.00	1250	0	1250	0.00	0	0.00	0	0	NA	NA	1250	0	0	0	
(j)	Other Financial Institutions		1	4104	0	0	4104	0.00	4104	0	4104	0.00	0	0.00	0	0	NA	NA	0	0	0		
(k)	Any Other (Specify)		0	0	0	0	0	0.00	0	0	0	0.00	0	0.00	0	0	NA	NA	0	0	0		
	Sub Total (B)(1)		22	8909755	0	0	8909755	9.30	8909755	0	8909755	9.30	0	9.30	0	0	NA	NA	8902951	0	0	0	
2	Institutions (Foreign)							0.00	0		0	0.00								0	0	0	
(a)	Foreign Direct Investment		0	0	0	0	0	0.00	0	0	0	0.00	0	0.00	0	0	NA	NA	0	0	0		
(b)	Foreign Venture Capital Investors		0	0	0	0	0	0.00	0	0	0	0.00	0	0.00	0	0	NA	NA	0	0	0		
(c)	Sovereign Wealth Funds		0	0	0	0	0	0.00	0	0	0	0.00	0	0.00	0	0	NA	NA	0	0	0		



Signature

(d)	Foreign Portfolio Investors Category I		141	20475762	0	0	20475762	21.38	20475762	0	20475762	21.38	0	21.38	0	0	NA	NA	20475762	0	0	0
	Ares Diversified	AAHCA2144B	1	4682182	0	0	4682182	4.89	4682182	0	4682182	4.89	0	4.89	0	0	NA	NA	4682182	0	0	0
	Vanguard Total International Stock Index Fund	AABTV0442N	1	1077346	0	0	1077346	1.13	1077346	0	1077346	1.13	0	1.13	0	0	NA	NA	1077346	0	0	0
	Vanguard Emerging Markets Stock Index Fund, A Series Of Vanguard International Equity Index Funds	AAATY0918K	1	994360	0	0	994360	1.04	994360	0	994360	1.04	0	1.04	0	0	NA	NA	994360	0	0	0
	Elm Park Fund Limited	AACCE7277L	1	972788	0	0	972788	1.02	972788	0	972788	1.02	0	1.02	0	0	NA	NA	972788	0	0	0
(e)	Foreign Portfolio Investors Category II		12	3231971	0	0	3231971	3.38	3231971	0	3231971	3.38	0	3.38	0	0	NA	NA	3231971	0	0	0
	Eos Multi Strategy Fund Aifnp V.C.I.C. Ltd	AADCE0686N	1	2471484	0	0	2471484	2.58	2471484	0	2471484	2.58	0	2.58	0	0	NA	NA	2471484	0	0	0
(f)	Overseas Depositories(holding DRs) (balancing figure)		0	0	0	0	0	0.00	0	0	0	0.00	0	0.00	0	0	NA	NA	0	0	0	0
(g)	Any Other (Specify)		0	0	0	0	0	0.00	0	0	0	0.00	0	0.00	0	0	NA	NA	0	0	0	0
	Sub Total (B)(2)		153	23707733	0	0	23707733	24.76	23707733	0	23707733	24.76	0	24.76	0	0	NA	NA	23707733	0	0	0
3	Central Government/ State Government(s)							0.00				0.00								0	0	0
(a)	Central Government / President of India		0	0	0	0	0	0.00	0	0	0	0.00	0	0.00	0	0	NA	NA	0	0	0	0
(b)	State Government / Governor		1	19	0	0	19	0.00	19	0	19	0.00	0	0.00	0	0	NA	NA	19	0	0	0
(C)	Shareholding by Companies or Bodies Corporate where Central / State Government is a promoter		0	0	0	0	0	0.00	0	0	0	0.00	0	0.00	0	0	NA	NA	0	0	0	0
	Sub Total (B)(3)		1	19	0	0	19	0.00	19	0	19	0.00	0	0.00	0	0	NA	NA	19	0	0	0
4	Non-Institutions			0	0	0	0	0.00	0	0	0	0.00	0	0.00	0	0	NA	NA	0	0	0	0
(a)	Associate companies / Subsidiaries		0	0	0	0	0	0.00	0	0	0	0.00	0	0.00	0	0	NA	NA	0	0	0	0
(b)	Directors and their relatives (excluding independent Directors and nominee Directors)		5	650400	0	0	650400	0.68	650400	0	650400	0.68	0	0.68	0	0	NA	NA	650300	0	0	0
(c)	Key Managerial Personnel		1	35000	0	0	35000	0.04	35000	0	35000	0.04	0	0.04	0	0	NA	NA	35000	0	0	0
(d)	Relatives of promoters (other than 'immediate relatives' of promoters disclosed under 'Promoter and Promoter Group' category)		0	0	0	0	0	0.00	0	0	0	0.00	0	0.00	0	0	NA	NA	0	0	0	0
(e)	Trusts where any person belonging to 'Promoter and Promoter Group' category is 'trustee', 'beneficiary', or 'author of the trust'		0	0	0	0	0	0.00	0	0	0	0.00	0	0.00	0	0	NA	NA	0	0	0	0



B. K. Sharma

11/

(f)	Investor Education and Protection Fund (IEPF)		1	1186374	0	0	1186374	1.24	1186374	0	1186374	1.24	0	1.24	0	0	NA	NA	1186374	0	0	0
	Investor Education And Protection Fund Authority Ministry Of Corporate Affairs		1	1186374	0	0	1186374	1.24	1186374	0	1186374	1.24	0	1.24	0	0	NA	NA	1186374	0	0	0
(g)	i. Resident Individual holding nominal share capital up to Rs. 2 lakhs.		102338	17740298	0	0	17740298	18.53	17740298	0	17740298	18.53	0	18.53	0	0	NA	NA	16726667	0	0	0
(h)	ii. Resident Individual holding nominal share capital in excess of Rs. 2 lakhs.		87	8586246	0	0	8586246	8.97	8586246	0	8586246	8.97	0	8.97	0	0	NA	NA	8586246	0	0	0
	Rajiv Kumar	AAUTS7849F	1	1271501	0	0	1271501	1.33	1271501	0	1271501	1.33	0	1.33	0	0	0	NA	1271501	0	0	0
	Atul Jain	AAWTS0569A	1	990196	0	0	990196	1.03	990196	0	990196	1.03	0	1.03	0	0	0	NA	990196	0	0	0
(i)	Non Resident Indians (NRIs)		3577	1726487	0	0	1726487	1.80	1726487	0	1726487	1.80	0	1.80	0	0	NA	NA	1098864	0	0	0
(j)	Foreign Nationals		1	250	0	0	250	0.00	250	0	250	0.00	0	0.00	0	0	NA	NA	250	0	0	0
(k)	Foreign Companies		1	500	0	0	500	0.00	500	0	500	0.00	0	0.00	0	0	NA	NA	0	0	0	0
(l)	Bodies Corporate		874	12290310	0	0	12290310	12.84	12290310	0	12290310	12.84	0	12.84	0	0	NA	NA	12221072	0	0	0
	J.P. Financial Services Pvt Ltd	AAACJ7794B	1	2797994	0	0	2797994	2.92	2797994	0	2797994	2.92	0	2.92	0	0	NA	NA	2797994	0	0	0
	Varanasi Commercial Ltd.	AAACV8692G	1	1620000	0	0	1620000	1.69	1620000	0	1620000	1.69	0	1.69	0	0	NA	NA	1620000	0	0	0
	Aarkay Investments Pvt. Ltd.	AACCA2455N	1	1255823	0	0	1255823	1.31	1255823	0	1255823	1.31	0	1.31	0	0	NA	NA	1255823	0	0	0
	Noble Communications Pvt Ltd	AAACN9800C	1	1126294	0	0	1126294	1.18	1126294	0	1126294	1.18	0	1.18	0	0	NA	NA	1126294	0	0	0
(m)	Any Other (Specify)		2017	2693545	0	0	2693545	2.81	2693545	0	2693545	2.81	0	2.81	0	0	NA	NA	2690845	0	0	0
	Trusts		8	472967	0	0	472967	0.49	472967	0	472967	0.49	0	0.49	0	0	NA	NA	472967	0	0	0
	Escrow Account		1	3600	0	0	3600	0.00	3600	0	3600	0.00	0	0.00	0	0	NA	NA	1500	0	0	0
	Body Corp-Ltd Liability Partnership		55	1152983	0	0	1152983	1.20	1152983	0	1152983	1.20	0	1.20	0	0	NA	NA	1152983	0	0	0
	Hindu Undivided Family		1947	1063484	0	0	1063484	1.11	1063484	0	1063484	1.11	0	1.11	0	0	NA	NA	1062884	0	0	0
	Clearing Member		6	511	0	0	511	0.00	511	0	511	0.00	0	0.00	0	0	NA	NA	511	0	0	0
	Sub Total (B)(4)		108902	44909410	0	0	44909410	46.90	44909410	0	44909410	46.90	0	46.90	0	0	NA	NA	43195618	0	0	0
	Total Public Shareholding (B)=(B)(1)+(B)(2)+(B)(3)+b(4)		109078	77526917	0	0	77526917	80.96	77526917	0	77526917	80.96	0	80.96	0	0	NA	NA	75806321	0	0	0

Details of the shareholders acting as persons in Concert including their Shareholding (No. and %):

Details of Shares which remain unclaimed may be given hear along with details such as number of shareholders, outstanding shares held in demat/unclaimed suspense account, voting rights which are frozen etc.

Note:

(1) PAN would not be displayed on website of Stock Exchange(s).

(2) The above format needs to be disclosed along with the name of following persons:

Institutions/Non Institutions holding more than 1% of total number of shares

(3) W.r.t. the information pertaining to Depository Receipts, the same may be disclosed in the respective columns to the extent information available and the balance to be disclosed as held by custodian.

[Handwritten Signature]



GHCL Limited
Table IV - Statement showing shareholding pattern of the Non Promoter- Non Public shareholder (June 30, 2024)

Category y	Category & Name of shareholders	PAN	Nos. of shareho lders	No. of fully paid up equity shares held	No. of Partly paid-up equity shares held	No. of shares underlying Depository Receipts	Total nos. shares held	Shareholdin g as a % of total no. of shares (calculated as per SCRR, 1957)	Number of Voting Rights held in each class of securities				No. of Shares Underlying Outstandin g convertible securities (including Warrants)	Shareholdin g , as a % assuming full conversion of convertible securities (as a percentage of diluted share capital)	Number of Locked in shares		Number of Shares pledged or otherwise encumbered		Number of equity shares held in demateriali sed form
									No of Voting Rights			Total as a % of (A+B+C)			No. (a)	As a % of total Shares held(b)	No. (a)	As a % of total Shares held(b)	
									Class eg: X	Class eg: y	Total								
	(I)	(II)	(III)	(IV)	(V)	(VI)	(VII) = (IV)+(V)+ (VI)	(VIII) As a % of (A+B+C2)	(IX)				(X)	(XI)= (VII)+(X) As a % of (A+B+C2)	(XII)		(XIII)		(XIV)
1	Custodian/DR Holder		0	0	0	0	0	0.0000	0	0	0	0.0000	0	0.0000	0	0	NA	NA	0
2	Employee Benefit Trust (under SEBI (Share based Employee Benefit) Regulations, 2014)		0	0	0	0	0	0.0000	0	0	0	0.0000	0	0.0000	0	0.0000	NA	NA	0
	Total Non-Promoter- Non Public Shareholding (C)= (C)(1)+(C)(2)		0	0	0	0	0	0.0000	0	0	0	0.0000	0	0.0000	0	0.0000	NA	NA	0

Note:

(1) PAN would not be displayed on website of Stock Exchange(s).


(2) The above format needs to disclose name of all holders holding more than 1% of total number of shares

(3) W.r.t. the information pertaining to Depository Receipts, the same may be disclosed in the respective columns to the extent information available



Table V - Details of Significant Beneficial Ownership as specified by the listed entity under Form No. BEN-2 as submitted to the Registrar (June 30, 2024)										
S. No.	Name	PAN	Passport No. in case of foreign national	Nationality	Details of holding/ exercise of right of the SBO in the reporting company, whether direct or indirect*					Date of creation / acquisition of significant beneficial interest
					Shares	Voting Rights	Rights on distributable dividend or any other distribution	Exercise of control	Exercise of significant influence	
1										
2	Not Applicable									
3										
Note:If PAN is not applicable, kindly put dummy PAN ("ZZZZ9999Z") and provide reason for the same in remark column.										
* In case the nature of the holding/ exercise of the right of a SBO falls under multiple categories specified under (a) to (e) under Column III, multiple rows for the same SBO shall be inserted accordingly for each of the categories.										
#This column shall have the details as specified by the listed entity under Form No. BEN-2 as submitted to the Registrar.										

For GHCL Limited

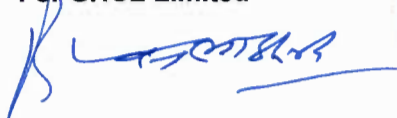


Bhuneshwar Mishra
VP-Sustainability & Company Secretary



Table VI - Statement showing foreign ownership limits (June 30, 2024)		
	Board Approved Limits	Limits Utilised
As on shareholding date	49%	24.75%
As on the end of previous 1st quarter	49%	26.04%
As on the end of previous 2nd quarter	49%	25.26%
As on the end of previous 3rd quarter	49%	24.65%
As on the end of previous 4th quarter	49%	25.00%

For GHCL Limited



Bhowneshwar Mishra

VP-Sustainability & Company Secretary