

October 12, 2023

आश्विन- कृष्ण पक्ष, त्रयोदशी
विक्रम संवत्, २०८०

**National Stock Exchange of
India Limited**
“Exchange Plaza”
Bandra – Kurla Complex,
Bandra (E), Mumbai – 400 051
NSE Code: GHCL

BSE Limited
Corporate Relationship Department,
1st Floor, New Trading Ring, Rotunda
Building, P.J. Towers,
Dalal Street, Fort, Mumbai – 400 001
BSE Code: 500171

Dear Sirs/Madam

Sub: Shareholding Pattern for the quarter ended on September 30, 2023

Pursuant to the requirement of Regulation 31(1)(b) of the SEBI(Listing Obligations & Disclosure Requirements) Regulations, 2015 and other applicable provisions, if any, please find enclosed herewith Shareholding Pattern of the Company for the quarter ended September 30, 2023 in the prescribed format.

We would like to bring into your kind notice that pursuant to the requirement of SEBI circular no. SEBI/HO/CFD/CMD/CIR/P/2017/128 dated December 19, 2017, shareholding of public shareholders as well as promoter & promoter group which are having more than one folio, have been consolidated on the basis of their PAN.

We would invite your attention that as per SEBI Circular dated November 30, 2015, PAN (of promoter & promoter group entities and /or public shareholders holding 1% or more shares) should not be displayed on the website of the Stock Exchange.


You are requested to kindly note the same.

In case you require any further information / clarification, please do let us know.

Thanking you

Yours faithfully



For GHCL Limited



Bhuwleshwar Mishra
Vice President-Sustainability & Company Secretary

GHCL Limited**Shareholding Pattern under Regulation 31 of SEBI (Listing Obligations and Disclosure Requirements) Regulations, 2015**

| | | | |
|---|---|--|-------------|
| 1 | <i>Name of Listed Entity:</i> GHCL Limited | | |
| 2 | Scrip Code/Name of Scrip/Class of Security: 500171/GHCL /Equity | | |
| 3 | Share Holding Pattern Filed under: Reg. 31(1)(a) / Reg. 31(1)(b) / Reg. 31(1)(c) | | |
| | a. | If under 31(1)(b) then indicate the report for Quarter ending: September 30, 2023 | |
| | b. | If under 31(1)(c) then indicate date of allotment/extinguishment: | |
| 4 | Declaration: The Listed entity is required to submit the following declaration to the extent of submission of information:- | | |
| | | Particulars | Yes* |
| | 1 | Whether the Listed Entity has issued any partly paid up shares? | No |
| | 2 | Whether the Listed Entity has issued any Convertible Securities or Warrants? | No |
| | 3 | Whether the Listed Entity has any shares against which depository receipts are issued? | No |
| | 4 | Whether the Listed Entity has any shares in locked-in? | No |
| | 5 | Whether any shares held by promoters are pledge or otherwise encumbered? | Yes |
| | 6 | Whether the Listed Entity has issued any differential Voting Rights? | No |
| | 7 | Whether the Listed Entity has issued any Warrants ? | No |
| | 8 | Whether the listed entity has any significant beneficial owner? | No |
| | * If the Listed Entity selects the option 'No' for the questions above, the columns for the partly paid up shares, Outstanding Convertible Securities/Warrants, depository receipts, locked-in shares, No of shares pledged or otherwise encumbered by promoters, as applicable, shall not be displayed at the time of dissemination on the Stock Exchange website. Also wherever there is 'No' declared by Listed Entity in above table the values will be considered as 'Zero' by default on submission of the format of holding of specified securities. | | |
| 5 | The tabular format for disclosure of holding of specified securities is as follows: | | |

GHCL Limited

Table I - Summary Statement holding of specified securities (September 30, 2023)

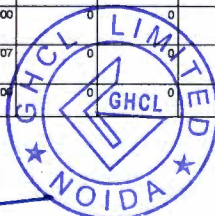
| Category | Category of shareholder | Number of shareholders | No. of fully paid up equity shares held | No. of Partly paid-up equity shares held | No. of shares underlying Depository Receipts | Total nos. shares held | Shareholding as a % of total no. of shares (calculated as per SCRR, 1957) | Number of Voting Rights held in each class of securities | | | | No. of Shares Underlying Outstanding convertible securities (including Warrants) | Shareholding, as a % assuming full conversion of convertible securities (as a percentage of diluted share capital) | Number of Locked in shares | | Number of Shares pledged or otherwise | | Number of equity shares held in dematerialised form |
|---------------|--|------------------------|---|--|--|------------------------|---|--|-------------|-----------------|-------------------------|--|--|----------------------------|--------------------------------|---------------------------------------|--------------------------------|---|
| | | | | | | | | No of Voting Rights | | | Total as a % of (A+B+C) | | | No. (a) | As a % of total Shares held(b) | No. (a) | As a % of total Shares held(b) | |
| | | | | | | | | Class eg: X | Class eg: y | Total | | | | | | | | |
| (I) | (II) | (III) | (IV) | (V) | (VI) | (VII) = (IV)+(V)+(VI) | (VIII) As a % of (A+B+C2) | (IX) | | | | (X) | (XI) = (VI)+(X) As a % of (A+B+C2) | (XII) | | (XIII) | | (XIV) |
| (A) | Promoter & Promoter Group | 37 | 18214485 | 0 | 0 | 18214485 | 19.06 | 18214485 | 0 | 18214485 | 19.06 | 0 | 19.06 | 0 | 0.0000 | 200244 | 0.0000 | 18214485 |
| (B) | Public | 100261 | 77368981 | 0 | 0 | 77368981 | 80.94 | 77368981 | 0 | 77368981 | 80.94 | 0 | 80.94 | 0 | 0.0000 | N.A | 0.0000 | 75455002 |
| (C) | Non Promoter - Non Public | 0 | 0 | 0 | 0 | 0 | 0.00 | 0 | 0 | 0 | 0.00 | 0 | 0.00 | 0 | 0.0000 | 0 | 0.0000 | 0 |
| (C1) | Shares Underlying DRs | 1 | 2320 | 0 | 0 | 2320 | 0.00 | 2320 | 0 | 2320 | 0.00 | 0 | 0.00 | 0 | 0.0000 | N.A | 0.0000 | 2320 |
| (C2) | Shares Held By Employee Trust | 0 | 0 | 0 | 0 | 0 | 0.00 | 0 | 0 | 0 | 0.00 | 0 | 0.00 | 0 | 0.0000 | 0 | 0.0000 | 0 |
| | Total | 100299 | 95585786 | 0 | 0 | 95585786 | 100.00 | 95585786 | 0 | 95585786 | 100.00 | 0 | 100.00 | 0 | 0.0000 | 200244 | 0.0000 | 93671807 |
| Note:1 | Pursuant to the requirement of SEBI circular no. SEBI/HO/CFD/CMD/CIR/P/2017/128 dated December 19, 2017, shareholding of public shareholders as well as promoter & promoter group which are having more than one folio, have been consolidated on the basis of their PAN. However, total number of shareholders on the basis of their folio number are 102139 shareholders consisting of 42 promoter & promoters group and 102097 public shareholders. | | | | | | | | | | | | | | | | | |




GHCL Limited

Table II - Statement showing shareholding pattern of the Promoter and Promoter Group (September 30, 2023)

| Category | Category & Name of shareholders | PAN | Shareholder Type | Nos. of shareholders | No. of fully paid up equity shares held | No. of Partly paid-up equity shares held | No. of shares underlying Depository Receipts | Total nos. shares held | Shareholding as a % of total no. of shares (calculated as per SCRR, 1957) | Number of Voting Rights held in each class of securities | | | No. of Shares Underlying Outstanding convertible securities (including Warrants) | Shareholding, as a % assuming full conversion of convertible securities (as a percentage of diluted) | Number of Locked in shares | | Number of Shares pledged or otherwise encumbered | | Number of equity shares held in dematerialised form | |
|----------|--|------------|------------------|----------------------|---|--|--|------------------------|---|--|-------------|---------|--|--|----------------------------|---------|--|---------|---|--------------------------------|
| | | | | | | | | | | No of Voting Rights | | | | | Total as a % of (A+B+C) | No. (a) | As a % of total Shares held(b) | No. (a) | | As a % of total Shares held(b) |
| | | | | | | | | | | Class Equity (One share one vote) | Class eq: y | Total | | | | | | | | |
| | (I) | (II) | | (III) | (IV) | (V) | (VI) | (VII) = (IV)+(V)+ (VI) | (VIII) As a % of (A+B+C2) | (IX) | | (X) | (XI) = (VII)+(X) As a % of (A+B+C2) | (XII) | | (XIII) | | (XIV) | | |
| 1 | Indian | | | | | | | | | | | | | | | | | | | |
| (a) | Individuals / Hindu Undivided Family | | | | 3 | 818949 | 0 | 0 | 818949 | 0.86 | 818949 | 0 | 818949 | 0.86 | 0 | 0.86 | 0 | 0 | 0 | 818949 |
| | Anurag Dalmia (HUF) | AAFHA6005C | Promoter | 1 | 585124 | 0 | 0 | 585124 | 0.61 | 585124 | 0 | 585124 | 0.61 | 0 | 0.61 | 0 | 0 | 0 | 585124 | |
| | Anurag Dalmia | AADPD9439P | Promoter | 1 | 120225 | 0 | 0 | 120225 | 0.13 | 120225 | 0 | 120225 | 0.13 | 0 | 0.13 | 0 | 0 | 0 | 120225 | |
| | Neelabh Dalmia | AFBPD8202R | Promoter | 1 | 113600 | 0 | 0 | 113600 | 0.12 | 113600 | 0 | 113600 | 0.12 | 0 | 0.12 | 0 | 0 | 0 | 113600 | |
| (b) | Central Government / State Government(s) | | | | 0 | 0 | 0 | 0 | 0.00 | 0 | 0 | 0 | 0.00 | 0 | 0.00 | 0 | 0 | 0 | 0 | |
| (c) | Financial Institutions / Banks | | | | 0 | 0 | 0 | 0 | 0.00 | 0 | 0 | 0 | 0.00 | 0 | 0.00 | 0 | 0 | 0 | 0 | |
| (d) | Any Other (Specify) | | | | 32 | 11887636 | 0 | 0 | 11887636 | 12.44 | 11887636 | 0 | 11887636 | 12.44 | 0 | 12.44 | 0 | 0 | 11887636 | |
| | Bodies Corporate | | | | 31 | 11887636 | 0 | 0 | 11887636 | 12.44 | 11887636 | 0 | 11887636 | 12.44 | 0 | 12.44 | 0 | 200244 | 0 | 11887636 |
| | Hindustan Commercial Company Limited | AAACH2851B | Promoters | 1 | 2944737 | 0 | 0 | 2944737 | 3.08 | 2944737 | 0 | 2944737 | 3.08 | 0 | 3.08 | 0 | 0 | 0 | 2944737 | |
| | Gems Commercial Company Limited | AAACG4026H | Promoters | 1 | 2940207 | 0 | 0 | 2940207 | 3.08 | 2940207 | 0 | 2940207 | 3.08 | 0 | 3.08 | 0 | 0 | 0 | 2940207 | |
| | Oval Investment Private Limited | AAAC00373R | Promoters | 1 | 2588848 | 0 | 0 | 2588848 | 2.71 | 2588848 | 0 | 2588848 | 2.71 | 0 | 2.71 | 0 | 0 | 0 | 2588848 | |
| | Lhonsak International Private Limited | AABCL2542G | Promoters | 1 | 1365599 | 0 | 0 | 1365599 | 1.43 | 1365599 | 0 | 1365599 | 1.43 | 0 | 1.43 | 0 | 0 | 0 | 1365599 | |
| | Carissa Investment Private Limited | AAACC3277A | Promoters | 1 | 481752 | 0 | 0 | 481752 | 0.50 | 481752 | 0 | 481752 | 0.50 | 0 | 0.50 | 0 | 0 | 0 | 481752 | |
| | Harvatex Engineering And Processing Company limited | AABCH7404F | Promoters | 1 | 415723 | 0 | 0 | 415723 | 0.43 | 415723 | 0 | 415723 | 0.43 | 0 | 0.43 | 0 | 0 | 0 | 415723 | |
| | Wgf Financial Services Ltd | AAACW0228P | Promoters | 1 | 378807 | 0 | 0 | 378807 | 0.40 | 378807 | 0 | 378807 | 0.40 | 0 | 0.40 | 0 | 0 | 0 | 378807 | |
| | Anurag Trading Leasing And Investment Companyprivate Ltd | AABCA0964D | Promoters | 1 | 287200 | 0 | 0 | 287200 | 0.30 | 287200 | 0 | 287200 | 0.30 | 0 | 0.30 | 0 | 0 | 0 | 287200 | |
| | Dalmia Finance Ltd | AABCD5533H | Promoters | 1 | 200244 | 0 | 0 | 200244 | 0.21 | 200244 | 0 | 200244 | 0.21 | 0 | 0.21 | 0 | 0 | 200244 | 0 | 200244 |
| | Archana Trading And Investment Company Private Limited | AAACA5235F | Promoters | 1 | 132848 | 0 | 0 | 132848 | 0.14 | 132848 | 0 | 132848 | 0.14 | 0 | 0.14 | 0 | 0 | 0 | 132848 | |
| | Bharatpur Investment Limited | AAACB3403F | Promoters | 1 | 38842 | 0 | 0 | 38842 | 0.04 | 38842 | 0 | 38842 | 0.04 | 0 | 0.04 | 0 | 0 | 0 | 38842 | |
| | Sanjay Trading Investment Company Private Limited | AABCS9134P | Promoters | 1 | 29100 | 0 | 0 | 29100 | 0.03 | 29100 | 0 | 29100 | 0.03 | 0 | 0.03 | 0 | 0 | 0 | 29100 | |
| | General Exports And Credits Limited | AAACG3770E | Promoters | 1 | 17000 | 0 | 0 | 17000 | 0.02 | 17000 | 0 | 17000 | 0.02 | 0 | 0.02 | 0 | 0 | 0 | 17000 | |
| | Golden Tobacco Limited | AAACG1421A | Promoters | 1 | 16578 | 0 | 0 | 16578 | 0.02 | 16578 | 0 | 16578 | 0.02 | 0 | 0.02 | 0 | 0 | 0 | 16578 | |
| | Pachupatinath Commercial Pvt. Ltd. | AAECP3237D | Promoters | 1 | 15000 | 0 | 0 | 15000 | 0.02 | 15000 | 0 | 15000 | 0.02 | 0 | 0.02 | 0 | 0 | 0 | 15000 | |
| | Sovereign Commercial Pvt.Ltd. | AAKCS1827Q | Promoters | 1 | 6000 | 0 | 0 | 6000 | 0.01 | 6000 | 0 | 6000 | 0.01 | 0 | 0.01 | 0 | 0 | 0 | 6000 | |
| | Dalmia Housing Finance Limited | AABCD7104J | Promoters | 1 | 5707 | 0 | 0 | 5707 | 0.01 | 5707 | 0 | 5707 | 0.01 | 0 | 0.01 | 0 | 0 | 0 | 5707 | |
| | Trishul Commercial Pvt.Ltd. | AADCT5894K | Promoters | 1 | 5100 | 0 | 0 | 5100 | 0.01 | 5100 | 0 | 5100 | 0.01 | 0 | 0.01 | 0 | 0 | 0 | 5100 | |



[Handwritten signature]

4/11

| | | | | | | | | | | | | | | | | | | | |
|----------|---|------------|----------------|-----------|-----------------|----------|----------|-----------------|--------------|-----------------|----------|-----------------|--------------|----------|--------------|----------|----------|---------------|-----------------|
| | Sweetik Commercial Pvt.Ltd. | AAKCS1829A | Promoters | 1 | 3700 | 0 | 0 | 3700 | 0.00 | 3700 | 0 | 3700 | 0.00 | 0 | 0.00 | 0 | 0 | 0 | 3700 |
| | Alankar Commercial Private Limited | AAHCA7986K | Promoters | 1 | 2600 | 0 | 0 | 2600 | 0.00 | 2600 | 0 | 2600 | 0.00 | 0 | 0.00 | 0 | 0 | 0 | 2600 |
| | Rickburnford Trade And Industrial Investment Ltd | AACCR8006J | Promoters | 1 | 1960 | 0 | 0 | 1960 | 0.00 | 1960 | 0 | 1960 | 0.00 | 0 | 0.00 | 0 | 0 | 0 | 1960 |
| | Chirawa Investment Limited | AACCC2387B | Promoters | 1 | 1680 | 0 | 0 | 1680 | 0.00 | 1680 | 0 | 1680 | 0.00 | 0 | 0.00 | 0 | 0 | 0 | 1680 |
| | Lakshmi Vishnu Investment Limited | AAACL1045R | Promoters | 1 | 1860 | 0 | 0 | 1860 | 0.00 | 1860 | 0 | 1860 | 0.00 | 0 | 0.00 | 0 | 0 | 0 | 1860 |
| | Mourya Finance Limited | AAACM8575H | Promoters | 1 | 1860 | 0 | 0 | 1860 | 0.00 | 1860 | 0 | 1860 | 0.00 | 0 | 0.00 | 0 | 0 | 0 | 1860 |
| | Sitar Investment Company Limited | AABCS5715N | Promoters | 1 | 1800 | 0 | 0 | 1800 | 0.00 | 1800 | 0 | 1800 | 0.00 | 0 | 0.00 | 0 | 0 | 0 | 1800 |
| | Antarctica Investment Pvt Ltd | AAACA1366N | Promoters | 1 | 788 | 0 | 0 | 788 | 0.00 | 788 | 0 | 788 | 0.00 | 0 | 0.00 | 0 | 0 | 0 | 788 |
| | Comosum Investment Pvt Ltd | AAACC0819J | Promoters | 1 | 701 | 0 | 0 | 701 | 0.00 | 701 | 0 | 701 | 0.00 | 0 | 0.00 | 0 | 0 | 0 | 701 |
| | Lovely Investment Pvt Ltd | AAACL1348F | Promoters | 1 | 645 | 0 | 0 | 645 | 0.00 | 645 | 0 | 645 | 0.00 | 0 | 0.00 | 0 | 0 | 0 | 645 |
| | Altar Investment P Ltd | AAACA6867J | Promoters | 1 | 318 | 0 | 0 | 318 | 0.00 | 318 | 0 | 318 | 0.00 | 0 | 0.00 | 0 | 0 | 0 | 318 |
| | Iiac Investment Private Limited | AAACI1924Q | Promoters | 1 | 217 | 0 | 0 | 217 | 0.00 | 217 | 0 | 217 | 0.00 | 0 | 0.00 | 0 | 0 | 0 | 217 |
| | Dear Investment P. Ltd | AABCD4873C | Promoters | 1 | 55 | 0 | 0 | 55 | 0.00 | 55 | 0 | 55 | 0.00 | 0 | 0.00 | 0 | 0 | 0 | 55 |
| | Trust | | | | | | | 0 | 0.00 | 0 | | 0 | 0.00 | 0 | 0.00 | | | | 0 |
| | Ram Krishna Dalmia Foundation | AAATR9933P | Promoter Group | 1 | 0 | 0 | 0 | 0 | 0.00 | 0 | 0 | 0 | 0.00 | 0 | 0.00 | 0 | 0 | 0 | 0 |
| | Sub Total (A)(1) | | | 35 | 12706585 | 0 | 0 | 12706585 | 13.29 | 12706585 | 0 | 12706585 | 13.29 | 0 | 13.29 | 0 | 0 | 200244 | 12706585 |
| 2 | Foreign | | | | | | | 0 | 0.00 | 0 | | 0 | 0.00 | 0 | 0.00 | | | | 0 |
| (a) | Individuals (Non-Resident Individuals / Foreign Individuals) | | | 0 | 0 | 0 | 0 | 0 | 0.00 | 0 | 0 | 0 | 0.00 | 0 | 0.00 | 0 | 0 | 0 | 0 |
| (b) | Government | | | 0 | 0 | 0 | 0 | 0 | 0.00 | 0 | 0 | 0 | 0.00 | 0 | 0.00 | 0 | 0 | 0 | 0 |
| (c) | Institutions | | | 0 | 0 | 0 | 0 | 0 | 0.00 | 0 | 0 | 0 | 0.00 | 0 | 0.00 | 0 | 0 | 0 | 0 |
| (d) | Foreign Portfolio Investor | | | 0 | 0 | 0 | 0 | 0 | 0.00 | 0 | 0 | 0 | 0.00 | 0 | 0.00 | 0 | 0 | 0 | 0 |
| (e) | Any Other (Specify) | | | 2 | 5507900 | 0 | 0 | 5507900 | 5.78 | 5507900 | 0 | 5507900 | 5.78 | 0 | 5.78 | 0 | 0 | 0 | 5507900 |
| | Bodies Corporate | | | 2 | 5507900 | 0 | 0 | 5507900 | 5.78 | 5507900 | 0 | 5507900 | 5.78 | 0 | 5.78 | 0 | 0 | 0 | 5507900 |
| | Banjax Limited | AAECB2958F | | 1 | 2789700 | 0 | 0 | 2789700 | 2.92 | 2789700 | 0 | 2789700 | 2.92 | 0 | 2.92 | 0 | 0 | 0 | 2789700 |
| | Hexabond Limited | AACCH5192D | | 1 | 2718200 | 0 | 0 | 2718200 | 2.84 | 2718200 | 0 | 2718200 | 2.84 | 0 | 2.84 | 0 | 0 | 0 | 2718200 |
| | Sub Total (A)(2) | | | 2 | 5507900 | 0 | 0 | 5507900 | 5.78 | 5507900 | 0 | 5507900 | 5.78 | 0 | 5.78 | 0 | 0 | 0 | 5507900 |
| | Total Shareholding Of Promoter And Promoter Group (A)= (A)(1)+(A)(2) | | | 37 | 18214485 | 0 | 0 | 18214485 | 19.06 | 18214485 | 0 | 18214485 | 19.06 | 0 | 19.06 | 0 | 0 | 200244 | 18214485 |

Details of Shares which remain unclaimed may be given here along with details such as number of shareholders, outstanding shares held in demat/unclaimed suspense account, voting rights which are frozen etc.

(1) PAN would not be displayed on website of Stock Exchange(s)

(2) The term 'Encumbrance' has the same meaning as assigned under regulation 28(3) of SEBI (Substantial Acquisition of Shares and Takeovers) Regulations, 2011.


[Handwritten signature]



GHCL Limited

Table III - Statement showing shareholding pattern of the Public shareholder (September 30, 2023)

| Category | Category & Name of shareholders | PAN | Nos. of shareholders | No. of fully paid up equity shares held | No. of Partly paid-up equity shares held | No. of shares underlying Depository Receipts | Total nos. shares held | Shareholding as a % of total no. of shares (calculated as per SCRR, 1957) | Number of Voting Rights held in each class of securities | | | No. of Shares Underlying Outstanding convertible securities (including Warrants) | Shareholding as a % assuming full conversion of convertible securities (as a percentage of diluted share capital) | Number of Locked in shares | | Number of Shares pledged | | Number of equity shares held in dematerialised form | |
|----------|--|------------|----------------------|---|--|--|------------------------|---|--|-------------|----------------|--|--|----------------------------|----------|--------------------------------|-----------|---|--------------------------------|
| | | | | | | | | | No of Voting Rights | | | | | Total as a % of (A+B+C) | No. (a) | As a % of total Shares held(b) | No. (a) | | As a % of total Shares held(b) |
| | | | | | | | | | Class eg. Equity (one share one vote) | Class eg: y | Total | | | | | | | | |
| (I) | | (II) | (III) | (IV) | (V) | (VI) | (VII) = (IV)+(V)+ (VI) | (VIII) As a % of (A+B+C2) | (IX) | | | (X) | (XI)= (VII)+(X) As a % of (A+B+C2) | (XII) | | (XIII) | | (XIV) | |
| 1 | Institutions (Domestic) | | | | | | | | | | | | | | | | | | |
| (a) | Mutual Fund | | 6 | 7685040 | 0 | 0 | 7685040 | 8.04 | 7685040 | 0 | 7685040 | 8.04 | 0 | 8.04 | 0 | 0 | NA | NA | 7684940 |
| | Dsp Small Cap Fund | AAAJD0430B | 1 | 4755426 | 0 | 0 | 4755426 | 4.98 | 4755426 | 0 | 4755426 | 4.98 | 0 | 4.98 | 0 | 0 | NA | NA | 4755426 |
| | Franklin India Smaller Companies Fund | AAATT4931H | 1 | 1499472 | 0 | 0 | 1499472 | 1.57 | 1499472 | 0 | 1499472 | 1.57 | 0 | 1.57 | 0 | 0 | NA | NA | 1499472 |
| | Uti - Hybrid Equity Fund | AAATU1088L | 1 | 1027429 | 0 | 0 | 1027429 | 1.07 | 1027429 | 0 | 1027429 | 1.07 | 0 | 1.07 | 0 | 0 | NA | NA | 1027429 |
| (b) | Venture Capital Funds | | 0 | 0 | 0 | 0 | 0 | 0.00 | 0 | 0 | 0 | 0.00 | 0 | 0.00 | 0 | 0 | NA | NA | 0 |
| (c) | Alternate Investment Funds | | 4 | 822339 | 0 | 0 | 822339 | 0.86 | 822339 | 0 | 822339 | 0.86 | 0 | 0.86 | 0 | 0 | NA | NA | 822339 |
| (d) | Banks | | 7 | 2900 | 0 | 0 | 2900 | 0.00 | 2900 | 0 | 2900 | 0.00 | 0 | 0.00 | 0 | 0 | NA | NA | 200 |
| (e) | Insurance Companies | | 1 | 741598 | 0 | 0 | 741598 | 0.78 | 741598 | 0 | 741598 | 0.78 | 0 | 0.78 | 0 | 0 | NA | NA | 741598 |
| (f) | Provident Funds/ Pension Funds | | 0 | 0 | 0 | 0 | 0 | 0.00 | 0 | 0 | 0 | 0.00 | 0 | 0.00 | 0 | 0 | NA | NA | 0 |
| (g) | Asset Reconstruction Companies | | 0 | 0 | 0 | 0 | 0 | 0.00 | 0 | 0 | 0 | 0.00 | 0 | 0.00 | 0 | 0 | NA | NA | 0 |
| (h) | Sovereign Wealth Funds | | 0 | 0 | 0 | 0 | 0 | 0.00 | 0 | 0 | 0 | 0.00 | 0 | 0.00 | 0 | 0 | NA | NA | 0 |
| (i) | NBFCs registered with RBI | | 1 | 1250 | 0 | 0 | 1250 | 0.00 | 1250 | 0 | 1250 | 0.00 | 0 | 0.00 | 0 | 0 | NA | NA | 1250 |
| (j) | Other Financial Institutions | | 1 | 4104 | 0 | 0 | 4104 | 0.00 | 4104 | 0 | 4104 | 0.00 | 0 | 0.00 | 0 | 0 | NA | NA | 0 |
| (k) | Any Other (Specify) | | 0 | 0 | 0 | 0 | 0 | 0.00 | 0 | 0 | 0 | 0.00 | 0 | 0.00 | 0 | 0 | NA | NA | 0 |
| | Sub Total (B)(1) | | 20 | 9257231 | 0 | 0 | 9257231 | 9.68 | 9257231 | 0 | 9257231 | 9.68 | 0 | 9.68 | 0 | 0 | NA | NA | 9250327 |
| 2 | Institutions (Foreign) | | | | | | | | 0 | | 0 | | | | | | | | |
| (a) | Foreign Direct Investment | | 0 | 0 | 0 | 0 | 0 | 0.00 | 0 | 0 | 0 | 0.00 | 0 | 0.00 | 0 | 0 | NA | NA | 0 |
| (b) | Foreign Venture Capital Investors | | 0 | 0 | 0 | 0 | 0 | 0.00 | 0 | 0 | 0 | 0.00 | 0 | 0.00 | 0 | 0 | NA | NA | 0 |
| (c) | Sovereign Wealth Funds | | 0 | 0 | 0 | 0 | 0 | 0.00 | 0 | 0 | 0 | 0.00 | 0 | 0.00 | 0 | 0 | NA | NA | 0 |

B. S. Sharma


| | | | | | | | | | | | | | | | | | | | |
|-----|---|------------|-----|----------|---|---|----------|-------|----------|---|----------|-------|---|-------|---|---|----|----|----------|
| (d) | Foreign Portfolio Investors Category I | | 144 | 19621087 | 0 | 0 | 19621087 | 20.53 | 19621087 | 0 | 19621087 | 20.53 | 0 | 20.53 | 0 | 0 | NA | NA | 19621087 |
| | Ares Diversified | AAHCA2144B | 1 | 4682182 | 0 | 0 | 4682182 | 4.90 | 4682182 | 0 | 4682182 | 4.90 | 0 | 4.90 | 0 | 0 | NA | NA | 4682182 |
| | Vanguard Total International Stock Index Fund | AABTV0442N | 1 | 1053822 | 0 | 0 | 1053822 | 1.10 | 1053822 | 0 | 1053822 | 1.10 | 0 | 1.10 | 0 | 0 | NA | NA | 1053822 |
| | Vanguard Emerging Markets Stock Index Fund, A Series Of Vanguard International Equity Index Funds | AAATY0918K | 1 | 994360 | 0 | 0 | 994360 | 1.04 | 994360 | 0 | 994360 | 1.04 | 0 | 1.04 | 0 | 0 | NA | NA | 994360 |
| | Elm Park Fund Limited | AACCE7277L | 1 | 985000 | 0 | 0 | 985000 | 1.03 | 985000 | 0 | 985000 | 1.03 | 0 | 1.03 | 0 | 0 | NA | NA | 985000 |
| (e) | Foreign Portfolio Investors Category II | | 13 | 4529316 | 0 | 0 | 4529316 | 4.74 | 4529316 | 0 | 4529316 | 4.74 | 0 | 4.74 | 0 | 0 | NA | NA | 4529316 |
| | Eos Multi Strategy Fund Ltd | AADCE0686N | 1 | 2946484 | 0 | 0 | 2946484 | 3.08 | 2946484 | 0 | 2946484 | 3.08 | 0 | 3.08 | 0 | 0 | NA | NA | 2946484 |
| (f) | Overseas Depositories(holding DRs) (balancing figure) | | 0 | 0 | 0 | 0 | 0 | 0.00 | 0 | 0 | 0 | 0.00 | 0 | 0.00 | 0 | 0 | NA | NA | 0 |
| (g) | Any Other (Specify) | | 0 | 0 | 0 | 0 | 0 | 0.00 | 0 | 0 | 0 | 0.00 | 0 | 0.00 | 0 | 0 | NA | NA | 0 |
| | Sub Total (B)(2) | | 157 | 24150403 | 0 | 0 | 24150403 | 25.27 | 24150403 | 0 | 24150403 | 25.27 | 0 | 25.27 | 0 | 0 | NA | NA | 24150403 |
| 3 | Central Government/ State Government(s) | | | | | | | | | | | | | | | | | | |
| (a) | Central Government / President of India | | 0 | 0 | 0 | 0 | 0 | 0.00 | 0 | 0 | 0 | 0.00 | 0 | 0.00 | 0 | 0 | NA | NA | 0 |
| (b) | State Government / Governor | | 1 | 19 | 0 | 0 | 19 | 0.00 | 19 | 0 | 19 | 0.00 | 0 | 0.00 | 0 | 0 | NA | NA | 19 |
| (C) | Shareholding by Companies or Bodies Corporate where Central / State Government is a promoter | | 0 | 0 | 0 | 0 | 0 | 0.00 | 0 | 0 | 0 | 0.00 | 0 | 0.00 | 0 | 0 | NA | NA | 0 |
| | Sub Total (B)(3) | | 1 | 19 | 0 | 0 | 19 | 0.00 | 19 | 0 | 19 | 0.00 | 0 | 0.00 | 0 | 0 | NA | NA | 19 |
| 4 | Non-Institutions | | | 0 | 0 | 0 | 0 | 0.00 | 0 | 0 | 0 | 0.00 | 0 | 0.00 | 0 | 0 | NA | NA | 0 |
| (a) | Associate companies / Subsidiaries | | 0 | 0 | 0 | 0 | 0 | 0.00 | 0 | 0 | 0 | 0.00 | 0 | 0.00 | 0 | 0 | NA | NA | 0 |
| (b) | Directors and their relatives (excluding Independent Directors and nominee Directors) | | 5 | 650100 | 0 | 0 | 650100 | 0.68 | 650100 | 0 | 650100 | 0.68 | 0 | 0.68 | 0 | 0 | NA | NA | 650000 |
| (c) | Key Managerial Personnel | | 1 | 35000 | 0 | 0 | 35000 | 0.04 | 35000 | 0 | 35000 | 0.04 | 0 | 0.04 | 0 | 0 | NA | NA | 35000 |
| (d) | Relatives of promoters (other than 'immediate relatives' of promoters disclosed under 'Promoter and Promoter Group' category) | | 0 | 0 | 0 | 0 | 0 | 0.00 | 0 | 0 | 0 | 0.00 | 0 | 0.00 | 0 | 0 | NA | NA | 0 |
| (e) | Trusts where any person belonging to 'Promoter and Promoter Group' category is 'trustee', 'beneficiary', or 'author of the trust' | | 0 | 0 | 0 | 0 | 0 | 0.00 | 0 | 0 | 0 | 0.00 | 0 | 0.00 | 0 | 0 | NA | NA | 0 |



| | | | | | | | | | | | | | | | | | | | |
|-----|---|------------|---------------|-----------------|----------|----------|-----------------|--------------|-----------------|----------|-----------------|--------------|----------|--------------|----------|----------|-----------|-----------|-----------------|
| (f) | Investor Education and Protection Fund (IEPF) | | 1 | 1087466 | 0 | 0 | 1087466 | 1.14 | 1087466 | 0 | 1087466 | 1.14 | 0 | 1.14 | 0 | 0 | NA | NA | 1087466 |
| | Investor Education And Protection Fund Authority Ministry Of Corporate Affairs | | 1 | 1087466 | 0 | 0 | 1087466 | 1.14 | 1087466 | 0 | 1087466 | 1.14 | 0 | 1.14 | 0 | 0 | NA | NA | 1087466 |
| (g) | I. Resident individual holding nominal share capital up to Rs. 2 lakhs. | | 94282 | 16854235 | 0 | 0 | 16854235 | 17.63 | 16854235 | 0 | 16854235 | 17.63 | 0 | 17.63 | 0 | 0 | NA | NA | 15685121 |
| (h) | II. Resident individual holding nominal share capital in excess of Rs. 2 lakhs. | | 97 | 8423250 | 0 | 0 | 8423250 | 8.81 | 8423250 | 0 | 8423250 | 8.81 | 0 | 8.81 | 0 | 0 | NA | NA | 8423250 |
| | Rajiv Kumar | AAUTS7849F | 1 | 1400001 | | | 1400001 | 1.46 | 1400001 | 0 | 1400001 | 1.46 | | 1.46 | 0 | 0 | 0 | NA | 1400001 |
| (i) | Non Resident Indians (NRIs) | | 3172 | 1599742 | 0 | 0 | 1599742 | 1.67 | 1599742 | 0 | 1599742 | 1.67 | 0 | 1.67 | 0 | 0 | NA | NA | 935619 |
| (j) | Foreign Nationals | | 1 | 250 | 0 | 0 | 250 | 0.00 | 250 | 0 | 250 | 0.00 | 0 | 0.00 | 0 | 0 | NA | NA | 250 |
| (k) | Foreign Companies | | 1 | 500 | 0 | 0 | 500 | 0.00 | 500 | 0 | 500 | 0.00 | 0 | 0.00 | 0 | 0 | NA | NA | 0 |
| (l) | Bodies Corporate | | 798 | 12318143 | 0 | 0 | 12318143 | 12.89 | 12318143 | 0 | 12318143 | 12.89 | 0 | 12.89 | 0 | 0 | NA | NA | 12246405 |
| | J.P. Financial Services Pvt Ltd | AAACJ7794B | 1 | 2797994 | 0 | 0 | 2797994 | 2.93 | 2797994 | 0 | 2797994 | 2.93 | 0 | 2.93 | 0 | 0 | NA | NA | 2797994 |
| | Varanasi Commercial Ltd. | AAACV8692G | 1 | 1620000 | 0 | 0 | 1620000 | 1.69 | 1620000 | 0 | 1620000 | 1.69 | 0 | 1.69 | 0 | 0 | NA | NA | 1620000 |
| | Aarkay investments Pvt. Ltd. | AACCA2455N | 1 | 1255823 | 0 | 0 | 1255823 | 1.31 | 1255823 | 0 | 1255823 | 1.31 | 0 | 1.31 | 0 | 0 | NA | NA | 1255823 |
| | Noble Communications Pvt Ltd | AAACN9800C | 1 | 1126294 | 0 | 0 | 1126294 | 1.18 | 1126294 | 0 | 1126294 | 1.18 | 0 | 1.18 | 0 | 0 | NA | NA | 1126294 |
| (m) | Any Other (Specify) | | 1725 | 2992642 | 0 | 0 | 2992642 | 3.13 | 2992642 | 0 | 2992642 | 3.13 | 0 | 3.13 | 0 | 0 | NA | NA | 2991142 |
| | Trusts | | 14 | 491490 | 0 | 0 | 491490 | 0.51 | 491490 | 0 | 491490 | 0.51 | 0 | 0.51 | 0 | 0 | NA | NA | 491490 |
| | Escrow Account | | 1 | 900 | 0 | 0 | 900 | 0.00 | 900 | 0 | 900 | 0.00 | 0 | 0.00 | 0 | 0 | NA | NA | 900 |
| | Body Corp-Ltd Liability Partnership | | 66 | 1424114 | 0 | 0 | 1424114 | 1.49 | 1424114 | 0 | 1424114 | 1.49 | 0 | 1.49 | 0 | 0 | NA | NA | 1424114 |
| | Hindu Undivided Family | | 1639 | 1071320 | 0 | 0 | 1071320 | 1.12 | 1071320 | 0 | 1071320 | 1.12 | 0 | 1.12 | 0 | 0 | NA | NA | 1070720 |
| | Clearing Member | | 5 | 4818 | 0 | 0 | 4818 | 0.01 | 4818 | 0 | 4818 | 0.01 | 0 | 0.01 | 0 | 0 | NA | NA | 4818 |
| | Sub Total (B)(4) | | 100083 | 43961328 | 0 | 0 | 43961328 | 45.99 | 43961328 | 0 | 43961328 | 45.99 | 0 | 45.99 | 0 | 0 | NA | NA | 42054253 |
| | Total Public Shareholding (B)=(B)(1)+(B)(2)+(B)(3)+b(4) | | 100261 | 77368981 | 0 | 0 | 77368981 | 80.94 | 77368981 | 0 | 77368981 | 80.94 | 0 | 80.94 | 0 | 0 | NA | NA | 75455002 |

Details of the shareholders acting as persons in Concert including their Shareholding (No. and %):

Details of Shares which remain unclaimed may be given here along with details such as number of shareholders, outstanding shares held in demat/unclaimed suspense account, voting rights which are frozen etc.


Note:

(1) PAN would not be displayed on website of Stock Exchange(s).

(2) The above format needs to be disclosed along with the name of following persons:

Institutions/Non Institutions holding more than 1% of total number of shares

(3) W.r.t. the information pertaining to Depository Receipts, the same may be disclosed in the respective columns to the extent information available and the balance to be disclosed as held by custodian.



GHCL Limited

Table IV - Statement showing shareholding pattern of the Non Promoter- Non Public shareholder (September 30, 2023)

| Category | Category & Name of shareholders | PAN | Nos. of shareholders | No. of fully paid up equity shares held | No. of Partly paid-up equity shares held | No. of shares underlying Depository Receipts | Total nos. shares held | Shareholding as a % of total no. of shares (calculated as per SCRR, 1957) | Number of Voting Rights held in each class of securities | | | No. of Shares Underlying Outstanding convertible securities (including Warrants) | Shareholding, as a % assuming full conversion of convertible securities (as a percentage of diluted share capital) | Number of Locked in shares | | Number of Shares pledged or otherwise encumbered | | Number of equity shares held in dematerialised form | |
|----------|--|------|----------------------|---|--|--|------------------------|---|--|-------------|-------------------------|--|--|----------------------------|--------------------------------|--|--------------------------------|---|-------------|
| | | | | | | | | | No of Voting Rights | | Total as a % of (A+B+C) | | | No. (a) | As a % of total Shares held(b) | No. (a) | As a % of total Shares held(b) | | |
| | | | | | | | | | Class eg: X | Class eg: y | | | | | | | | | Total |
| | (I) | (II) | (III) | (IV) | (V) | (VI) | (VII) = (IV)+(V)+(VI) | (VIII) As a % of (A+B+C2) | (IX) | | | (X) | (XI) = (VII)+(X) As a % of (A+B+C2) | (XII) | | (XIII) | | (XIV) | |
| 1 | Custodian/DR Holder | | 1 | 2320 | 0 | 0 | 2320 | 0.0024 | 2320 | 0 | 2320 | 0.0024 | 0 | 0.0024 | 0 | 0 | NA | NA | 2320 |
| 2 | Employee Benefit Trust (under SEBI (Share based Employee Benefit) Regulations, 2014) | | 0 | 0 | 0 | 0 | 0 | 0.0000 | 0 | 0 | 0 | 0.0000 | 0 | 0.0000 | 0 | 0.0000 | NA | NA | 0 |
| | Total Non-Promoter- Non Public Shareholding (C)= (C)(1)+(C)(2) | | 1 | 2320 | 0 | 0 | 2320 | 0.0024 | 2320 | 0 | 2320 | 0.0024 | 0 | 0.0024 | 0 | 0.0000 | NA | NA | 2320 |

Note:

(1) PAN would not be displayed on website of Stock Exchange(s).

(2) The above format needs to disclose name of all holders holding more than 1% of total number of shares

(3) W.r.t. the information pertaining to Depository Receipts, the same may be disclosed in the respective columns to the extent information available



Table V - Details of Significant Beneficial Ownership as specified by the listed entity under Form No. BEN-2 as submitted to the Registrar (September 30, 2023)

| S. No. | Name | PAN | Passport No. in case of foreign national | Nationality | Details of holding/ exercise of right of the SBO in the reporting company, whether direct or indirect* | | | | | Date of creation / acquisition of significant beneficial interest |
|---|------|-----|--|-------------|--|---------------|--|---------------------|-----------------------------------|---|
| | | | | | Shares | Voting Rights | Rights on distributable dividend or any other distribution | Exercise of control | Exercise of significant influence | |
| 1 | | | | | | | | | | |
| 2 | | | | | Not Applicable | | | | | |
| 3 | | | | | | | | | | |
| Note: If PAN is not applicable, kindly put dummy PAN ("ZZZZ9999Z") and provide reason for the same in remark column. | | | | | | | | | | |
| * In case the nature of the holding/ exercise of the right of a SBO falls under multiple categories specified under (a) to (e) under Column III, multiple rows for the same SBO shall be inserted accordingly for each of the categories. | | | | | | | | | | |
| #This column shall have the details as specified by the listed entity under Form No. BEN-2 as submitted to the Registrar. | | | | | | | | | | |

For GHCL Limited



Bhuneshwar Mishra
VP-Sustainability & Company Secretary



| Table VI - Statement showing foreign ownership limits (September 30, 2023) | | |
|---|------------------------------|------------------------|
| | Board Approved Limits | Limits Utilised |
| As on shareholding date | 49% | 25.26% |
| As on the end of previous 1st quarter | 49% | 18.55% |
| As on the end of previous 2nd quarter | 49% | 22.40% |
| As on the end of previous 3rd quarter | 49% | 24.38% |
| As on the end of previous 4th quarter | 49% | 25.08% |

For GHCL Limited




Bhuwleshwar Mishra
VP-Sustainability & Company Secretary

