

April 11, 2023

वैशाख कृष्ण पक्ष, पंचमी  
विक्रम संवत्, २०८०

**National Stock Exchange of  
India Limited**  
“Exchange Plaza”  
Bandra – Kurla Complex,  
Bandra (E), Mumbai – 400 051  
**NSE Code: GHCL**

**BSE Limited**  
Corporate Relationship Department,  
1<sup>st</sup> Floor, New Trading Ring, Rotunda  
Building, P.J. Towers,  
Dalal Street, Fort, Mumbai – 400 001  
**BSE Code: 500171**

Dear Sirs/Madam

**Sub: Shareholding Pattern for the quarter ended on March 31, 2023**

Pursuant to the requirement of Regulation 31(1)(b) of the SEBI(Listing Obligations & Disclosure Requirements) Regulations, 2015 and other applicable provisions, if any, please find enclosed herewith Shareholding Pattern of the Company for the quarter ended March 31, 2023 in the prescribed format.

We would like to bring into your kind notice that pursuant to the requirement of SEBI circular no. SEBI/HO/CFD/CMD/CIR/P/2017/128 dated December 19, 2017, shareholding of public shareholders as well as promoter & promoter group which are having more than one folio, have been consolidated on the basis of their PAN.

We would invite your attention that as per SEBI Circular dated November 30, 2015, PAN (of promoter & promoter group entities and /or public shareholders holding 1% or more shares) should not be displayed on the website of the Stock Exchange.

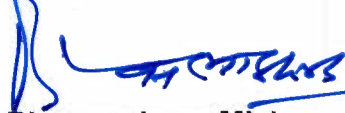
You are requested to kindly note the same.

In case you require any further information / clarification, please do let us know.

Thanking you

Yours faithfully

For GHCL Limited



**Bhowneshwar Mishra**  
**Sr. GM-Sustainability & Company Secretary**



**GHCL Limited****Shareholding Pattern under Regulation 31 of SEBI (Listing Obligations and Disclosure Requirements) Regulations, 2015**


1	<i>Name of Listed Entity:</i> <b>GHCL Limited</b>		
2	Scrip Code/Name of Scrip/Class of Security: <b>500171/GHCL /Equity</b>		
3	Share Holding Pattern Filed under: <del>Reg. 31(1)(a)</del> / <b>Reg. 31(1)(b)</b> / <del>Reg. 31(1)(c)</del>		
	a.	<b>If under 31(1)(b) then indicate the report for Quarter ending: March 31, 2023</b>	
	b.	<del>If under 31(1)(c) then indicate date of allotment/extinguishment:</del>	
4	<b>Declaration:</b> The Listed entity is required to submit the following declaration to the extent of submission of information:-		
		<b>Particulars</b>	<b>Yes*</b>
	1	Whether the Listed Entity has issued any partly paid up shares?	No
	2	Whether the Listed Entity has issued any Convertible Securities or Warrants?	No
	3	Whether the Listed Entity has any shares against which depository receipts are issued?	No
	4	Whether the Listed Entity has any shares in locked-in?	No
	5	Whether any shares held by promoters are pledge or otherwise encumbered?	Yes
	6	Whether the Listed Entity has issued any differential Voting Rights?	No
	7	Whether the Listed Entity has issued any Warrants ?	No
	8	Whether the listed entity has any significant beneficial owner?	No
	* If the Listed Entity selects the option 'No' for the questions above, the columns for the partly paid up shares, Outstanding Convertible Securities/Warrants, depository receipts, locked-in shares, No of shares pledged or otherwise encumbered by promoters, as applicable, shall not be displayed at the time of dissemination on the Stock Exchange website. Also wherever there is 'No' declared by Listed Entity in above table the values will be considered as 'Zero' by default on submission of the format of holding of specified securities.		
5	The tabular format for disclosure of holding of specified securities is as follows:		


**GHCL Limited**
**Table I - Summary Statement holding of specified securities (March 31, 2023)**

Category	Category of shareholder	Number of shareholders	No. of fully paid up equity shares held	No. of Partly paid-up equity shares held	No. of shares underlying Depository Receipts	Total nos. shares held	Shareholding as a % of total no. of shares (calculated as per SCRR, 1957)	Number of Voting Rights held in each class of securities			No. of Shares Underlying Outstanding convertible securities (including Warrants)	Shareholding as a % assuming full conversion of convertible securities (as a percentage of diluted share capital)	Number of Locked in shares		Number of Shares pledged or otherwise encumbered		Number of equity shares held in dematerialised form	
								No of Voting Rights					Total as a % of (A+B+C)	No. (a)	As a % of total Shares held(b)	No. (a)		As a % of total Shares held(b)
								Class eg: X	Class eg: Y	Total								
(I)	(II)	(III)	(IV)	(V)	(VI)	(VII) = (IV)+(V)+(VI)	(VIII) As a % of (A+B+C2)	(IX)			(X)	(XI) = (VII)+(X) As a % of (A+B+C2)	(XII)		(XIII)		(XIV)	
(A)	Promoter & Promoter Group	37	18210535	0	0	18210535	19.0515	18210535	0	18210535	19.0515	0	19.0515	0	0.0000	200244	0.0000	18210535
(B)	Public	92973	77375251	0	0	77375251	80.9485	77375251	0	77375251	80.9485	0	80.9485	0	0.0000	N.A	0.0000	75396467
(C)	Non Promoter - Non Public			0	0			0	0	0	0.0000	0	0.0000	0	0.0000	0	0.0000	0
(C1)	Shares Underlying DRs	0	0	0	0	0	0.0000	0	0	0	0.0000	0	0.0000	0	0.0000	0	0.0000	0
(C2)	Shares Held By Employee Trust	0	0	0	0	0	0.0000	0	0	0	0.0000	0	0.0000	0	0.0000	0	0.0000	0
	<b>Total</b>	<b>93010</b>	<b>95585786</b>	<b>0</b>	<b>0</b>	<b>95585786</b>	<b>100.0000</b>	<b>95585786</b>	<b>0</b>	<b>95585786</b>	<b>100.0000</b>	<b>0</b>	<b>100.0000</b>	<b>0</b>	<b>0.0000</b>	<b>200244</b>	<b>0.0000</b>	<b>93607002</b>

**Note:1** Pursuant to the requirement of SEBI circular no. SEBI/HO/CFD/CMD/CIR/P/2017/128 dated December 19, 2017, shareholding of public shareholders as well as promoter & promoter group which are having more than one folio, have been consolidated on the basis of their PAN. However, total number of shareholders on the basis of their folio number are 94856 shareholders consisting of 42 promoter & promoters group and 94814 public shareholders.





GHCL Limited

Table II - Statement showing shareholding pattern of the Promoter and Promoter Group (March 31, 2023)

Category	Category & Name of shareholders	PAN	Shareholder Type	Nos. of shareholders	No. of fully paid up equity shares held	No. of Partly paid-up equity shares held	No. of shares underlying Depository Receipts	Total nos. shares held	Shareholding as a % of total no. of shares (calculated as per SCRR, 1957)	Number of Voting Rights held in each class of securities			No. of Shares Underlying Outstanding convertible securities (including Warrants)	Shareholding as a % assuming full conversion of convertible securities (as a percentage of diluted share capital)	Number of Locked in shares		Number of Shares pledged or otherwise encumbered		Number of equity shares held in dematerialised form
										No of Voting Rights		Total as a % of (A+B+C)			No. (a)	As a % of total Shares held(b)	No. (a)	As a % of total Shares held(b)	
										Class Equity (One share one vote)	Class eq. y								
	(I)	(II)		(III)	(IV)	(V)	(VI)	(VII) = (IV)+(V)+ (VI)	(VIII) As a % of (A+B+C2)	(IX)			(X)	(XI)= (VII)+(X) As a % of (A+B+C2)	(XII)		(XIII)		(XIV)
1	Indian																		
(a)	Individuals / Hindu Undivided Family			3	814999	0	0	814999	0.8526	814999	0	814999	0.8526	0	0.0000	0	0.0000	0	814999
	Anurag Dalmia (HUF)	AAFHA6005C	Promoter	1	585124	0	0	585124	0.6121	585124	0	585124	0.6121	0	0.0000	0	0.0000	0	585124
	Anurag Dalmia	AADPD9439P	Promoter	1	120225	0	0	120225	0.1258	120225	0	120225	0.1258	0	0.0000	0	0.0000	0	120225
	Neelabh Dalmia	AFBPD8202R	Promoter	1	109650	0	0	109650	0.1147	109650	0	109650	0.1147	0	0.0000	0	0.0000	0	109650
(b)	Central Government / State Government(s)			0	0	0	0	0	0.0000	0	0	0	0.0000	0	0.0000	0	0.0000	0	0
(c)	Financial Institutions / Banks			0	0	0	0	0	0.0000	0	0	0	0.0000	0	0.0000	0	0.0000	0	0
(d)	Any Other (Specify)			32	11887636	0	0	11887636	12.4366	11887636	0	11887636	12.4366	0	0.0000	0	0.0000	0	11887636
	<b>Bodies Corporate</b>			31	11887636	0	0	11887636	12.4366	11887636	0	11887636	12.4366	0	0.0000	200244	0.0000	0.0000	11887636
	Hindustan Commercial Company Limited	AAACH2851B	Promoters	1	2944737	0	0	2944737	3.0807	2944737	0	2944737	3.0807	0	0.0000	0	0.0000	0	2944737
	Gems Commercial Company Limited	AAACG4026H	Promoters	1	2940207	0	0	2940207	3.0780	2940207	0	2940207	3.0780	0	0.0000	0	0.0000	0	2940207
	Oval Investment Private Limited	AAAC00373R	Promoters	1	2588848	0	0	2588848	2.7084	2588848	0	2588848	2.7084	0	0.0000	0	0.0000	0	2588848
	Lhonak International Private Limited	AAACL2542G	Promoters	1	1365599	0	0	1365599	1.4287	1365599	0	1365599	1.4287	0	0.0000	0	0.0000	0	1365599
	Carissa Investment Private Limited	AAAC3277A	Promoters	1	481752	0	0	481752	0.5040	481752	0	481752	0.5040	0	0.0000	0	0.0000	0	481752
	Harvatek Engineering And Processing Company limited	AABCH7404F	Promoters	1	415723	0	0	415723	0.4348	415723	0	415723	0.4348	0	0.0000	0	0.0000	0	415723
	Wgf Financial Services Ltd	AAACW0228P	Promoters	1	378807	0	0	378807	0.3963	378807	0	378807	0.3963	0	0.0000	0	0.0000	0	378807
	Anurag Trading Leasing And Investment Company private Ltd	AABCA0964D	Promoters	1	287200	0	0	287200	0.3005	287200	0	287200	0.3005	0	0.0000	0	0.0000	0	287200
	Dalmia Finance Ltd	AAACD5533H	Promoters	1	200244	0	0	200244	0.2095	200244	0	200244	0.2095	0	0.0000	200244	0.0000	0.0000	200244
	Arohara Trading And Investment Company Private Limited	AADCA5235F	Promoters	1	132848	0	0	132848	0.1390	132848	0	132848	0.1390	0	0.0000	0	0.0000	0	132848
	Bharatpur Investment Limited	AAACB3403F	Promoters	1	38842	0	0	38842	0.0406	38842	0	38842	0.0406	0	0.0000	0	0.0000	0	38842
	Sanjay Trading Investment Company Private Limited	AAACS9134P	Promoters	1	29100	0	0	29100	0.0304	29100	0	29100	0.0304	0	0.0000	0	0.0000	0	29100
	General Exports And Credits Limited	AAACG3770E	Promoters	1	17000	0	0	17000	0.0178	17000	0	17000	0.0178	0	0.0000	0	0.0000	0	17000
	Golden Tobacco Limited	AAACG1421A	Promoters	1	16578	0	0	16578	0.0173	16578	0	16578	0.0173	0	0.0000	0	0.0000	0	16578
	Pashupatinath Commercial Pvt. Ltd.	AAECP3237D	Promoters	1	15000	0	0	15000	0.0157	15000	0	15000	0.0157	0	0.0000	0	0.0000	0	15000
	Sovereign Commercial Pvt.Ltd.	AAKCS1827Q	Promoters	1	6000	0	0	6000	0.0063	6000	0	6000	0.0063	0	0.0000	0	0.0000	0	6000
	Dalmia Housing Finance Limited	AABCD7104J	Promoters	1	5707	0	0	5707	0.0080	5707	0	5707	0.0080	0	0.0000	0	0.0000	0	5707
	Trishul Commercial Pvt.Ltd.	AADCT5894K	Promoters	1	5100	0	0	5100	0.0053	5100	0	5100	0.0053	0	0.0000	0	0.0000	0	5100
	Swastik Commercial Pvt.Ltd.	AAKCS1829A	Promoters	1	3700	0	0	3700	0.0039	3700	0	3700	0.0039	0	0.0000	0	0.0000	0	3700
	Alankar Commercial Private Limited	AAHCA7986K	Promoters	1	2600	0	0	2600	0.0027	2600	0	2600	0.0027	0	0.0000	0	0.0000	0	2600



*B. S. SINGH*

11/4

	Rickunford Trade And Industrial Investment Ltd	AACCR6006J	Promoters	1	1960	0	0	1960	0.0021	1960	0	1960	0.0021	0	0.0021	0	0.0000	0	0.0000	1960
	Chirawa Investment Limited	AACCC2387B	Promoters	1	1960	0	0	1960	0.0019	1960	0	1960	0.0019	0	0.0019	0	0.0000	0	0.0000	1960
	Lakshmi Vishnu Investment Limited	AAACL1045R	Promoters	1	1960	0	0	1960	0.0019	1960	0	1960	0.0019	0	0.0019	0	0.0000	0	0.0000	1960
	Mouya Finance Limited	AAACM6575H	Promoters	1	1960	0	0	1960	0.0019	1960	0	1960	0.0019	0	0.0019	0	0.0000	0	0.0000	1960
	Sikar Investment Company Limited	AABCS5715N	Promoters	1	1800	0	0	1800	0.0019	1800	0	1800	0.0019	0	0.0019	0	0.0000	0	0.0000	1800
	Antarctica Investment Pvt Ltd	AAACA1366N	Promoters	1	768	0	0	768	0.0008	768	0	768	0.0008	0	0.0008	0	0.0000	0	0.0000	768
	Cornosum Investment Pvt Ltd	AAACC0819J	Promoters	1	701	0	0	701	0.0007	701	0	701	0.0007	0	0.0007	0	0.0000	0	0.0000	701
	Lovely Investment Pvt Ltd	AAACL1346F	Promoters	1	645	0	0	645	0.0007	645	0	645	0.0007	0	0.0007	0	0.0000	0	0.0000	645
	Altar Investment P Ltd	AAACA6987J	Promoters	1	318	0	0	318	0.0003	318	0	318	0.0003	0	0.0003	0	0.0000	0	0.0000	318
	Iiac Investment Private Limited	AAACI1924Q	Promoters	1	217	0	0	217	0.0002	217	0	217	0.0002	0	0.0002	0	0.0000	0	0.0000	217
	Dear Investment P. Ltd.	AABCD4873C	Promoters	1	55	0	0	55	0.0001	55	0	55	0.0001	0	0.0001	0	0.0000	0	0.0000	55
	<b>Trust</b>																			
	Ram Krishna Dalmia Foundation	AAATR9933P	Promoter Group	1	0	0	0	0	0	0	0	0	0	0	0	0	0	0	0	0
	Sub Total (A)(1)			36	12702635	0	0	12702635	13.2893	12702635	0	12702635	13.2893	0	13.2893	0	0.0000	200244	0.0000	12702635
<b>2</b>	<b>Foreign</b>																			
(a)	Individuals (Non-Resident Individuals / Foreign Individuals)			0	0	0	0	0	0.0000	0	0	0	0.0000	0	0.0000	0	0.0000	0	0.0000	0
(b)	Government			0	0	0	0	0	0.0000	0	0	0	0.0000	0	0.0000	0	0.0000	0	0.0000	0
(c)	Institutions			0	0	0	0	0	0.0000	0	0	0	0.0000	0	0.0000	0	0.0000	0	0.0000	0
(d)	Foreign Portfolio Investor			0	0	0	0	0	0.0000	0	0	0	0.0000	0	0.0000	0	0.0000	0	0.0000	0
(e)	Any Other (Specify)			2	5507900	0	0	5507900	5.7623	5507900	0	5507900	5.7623	0	5.7623	0	0.0000	0	0.0000	5507900
	<b>Bodies Corporate</b>			2	5507900	0	0	5507900	5.7623	5507900	0	5507900	5.7623	0	5.7623	0	0.0000	0	0.0000	5507900
	Banjax Limited	AAECB2958F		1	2789700	0	0	2789700	2.9185	2789700	0	2789700	2.9185	0	2.9185	0	0.0000	0	0.0000	2789700
	Hexabond Limited	AACCH5192D		1	2718200	0	0	2718200	2.8437	2718200	0	2718200	2.8437	0	2.8437	0	0.0000	0	0.0000	2718200
	Sub Total (A)(2)			2	5507900	0	0	5507900	5.7623	5507900	0	5507900	5.7623	0	5.7623	0	0.0000	0	0.0000	5507900
	Total Shareholding Of Promoter And Promoter Group (A)=(A)(1)+(A)(2)			37	18210535	0	0	18210535	19.0515	18210535	0	18210535	19.0515	0	19.0515	0	0.0000	200244	0.0000	18210535
Details of Shares which remain unclaimed may be given here along with details such as number of shareholders, outstanding shares held in demat/unclaimed suspense account, voting rights which are frozen etc.																				
(1) PAN would not be displayed on website of Stock Exchange(s)																				
(2) The term 'Encumbrance' has the same meaning as assigned under regulation 28(3) of SEBI (Substantial Acquisition of Shares and Takeovers) Regulations, 2011.																				

*[Handwritten signature]*





**GHCL Limited**

**Table III - Statement showing shareholding pattern of the Public shareholder (March 31, 2023)**

Category	Category & Name of shareholders	PAN	Nos. of shareholders	No. of fully paid up equity shares held	No. of Partly paid-up equity shares held	No. of shares underlying Depository Receipts	Total nos. shares held	Shareholding as a % of total no. of shares (calculated as per SCRR, 1957)	Number of Voting Rights held in each class of securities			No. of Shares Underlying Outstanding convertible securities (including Warrants)	Shareholding as a % assuming full conversion of convertible securities ( as a percentage of diluted share capital)	Number of Locked in shares		Number of Shares pledged or otherwise encumbered		Number of equity shares held in dematerialised form	
									No of Voting Rights					Total as a % of (A+B+C)	No. (a)	As a % of total Shares held(b)	No. (a)		As a % of total Shares held(b)
									Class eg. Equity (one share one vote)	Class eg. y	Total								
(I)	(II)	(III)	(IV)	(V)	(VI)	(VII) = (IV)+(V)+ (VI)	(VIII) As a % of (A+B+C2)	(IX)	(X)	(XI)= (VII)+(X) As a % of (A+B+C2)	(XII)	(XIII)	(XIV)						
<b>1</b>	<b>Institutions (Domestic)</b>																		
(a)	<b>Mutual Fund</b>		<b>8</b>	<b>9478708</b>	<b>0</b>	<b>0</b>	<b>9478708</b>	<b>9.9164</b>	<b>9478708</b>	<b>0</b>	<b>9478708</b>	<b>9.9164</b>	<b>0</b>	<b>0.0000</b>	<b>NA</b>	<b>NA</b>	<b>9478608</b>		
	Dsp Small Cap Fund	AAAJD0430B	1	5891170	0	0	5891170	6.1632	5891170	0	5891170	6.1632	0	0.0000	NA	NA	5891170		
	Franklin India Smaller Companies Fund	AAATT4931H	1	1799472	0	0	1799472	1.8826	1799472	0	1799472	1.8826	0	0.0000	NA	NA	1799472		
	Uti - Hybrid Equity Fund	AAATU1088L	1	1374293	0	0	1374293	1.4378	1374293	0	1374293	1.4378	0	0.0000	NA	NA	1374293		
(b)	<b>Venture Capital Funds</b>		<b>0</b>	<b>0</b>	<b>0</b>	<b>0</b>	<b>0.0000</b>	<b>0</b>	<b>0</b>	<b>0</b>	<b>0.0000</b>	<b>0</b>	<b>0.0000</b>	<b>NA</b>	<b>NA</b>	<b>0</b>			
(c)	<b>Alternate Investment Funds</b>		<b>2</b>	<b>82506</b>	<b>0</b>	<b>0</b>	<b>82506</b>	<b>0.0863</b>	<b>82506</b>	<b>0</b>	<b>82506</b>	<b>0.0863</b>	<b>0</b>	<b>0.0000</b>	<b>NA</b>	<b>NA</b>	<b>82506</b>		
(d)	<b>Banks</b>		<b>7</b>	<b>2900</b>	<b>0</b>	<b>0</b>	<b>2900</b>	<b>0.0030</b>	<b>2900</b>	<b>0</b>	<b>2900</b>	<b>0.0030</b>	<b>0</b>	<b>0.0000</b>	<b>NA</b>	<b>NA</b>	<b>200</b>		
(e)	<b>Insurance Companies</b>		<b>1</b>	<b>741598</b>	<b>0</b>	<b>0</b>	<b>741598</b>	<b>0.7758</b>	<b>741598</b>	<b>0</b>	<b>741598</b>	<b>0.7758</b>	<b>0</b>	<b>0.0000</b>	<b>NA</b>	<b>NA</b>	<b>741598</b>		
(f)	<b>Provident Funds/ Pension Funds</b>		<b>0</b>	<b>0</b>	<b>0</b>	<b>0</b>	<b>0.0000</b>	<b>0</b>	<b>0</b>	<b>0</b>	<b>0.0000</b>	<b>0</b>	<b>0.0000</b>	<b>NA</b>	<b>NA</b>	<b>0</b>			
(g)	<b>Asset Reconstruction Companies</b>		<b>0</b>	<b>0</b>	<b>0</b>	<b>0</b>	<b>0.0000</b>	<b>0</b>	<b>0</b>	<b>0</b>	<b>0.0000</b>	<b>0</b>	<b>0.0000</b>	<b>NA</b>	<b>NA</b>	<b>0</b>			
(h)	<b>Sovereign Wealth Funds</b>		<b>0</b>	<b>0</b>	<b>0</b>	<b>0</b>	<b>0.0000</b>	<b>0</b>	<b>0</b>	<b>0</b>	<b>0.0000</b>	<b>0</b>	<b>0.0000</b>	<b>NA</b>	<b>NA</b>	<b>0</b>			
(i)	<b>NBFCs registered with RBI</b>		<b>1</b>	<b>1250</b>	<b>0</b>	<b>0</b>	<b>1250</b>	<b>0.0013</b>	<b>1250</b>	<b>0</b>	<b>1250</b>	<b>0.0013</b>	<b>0</b>	<b>0.0000</b>	<b>NA</b>	<b>NA</b>	<b>1250</b>		
(j)	<b>Other Financial Institutions</b>		<b>1</b>	<b>4104</b>	<b>0</b>	<b>0</b>	<b>4104</b>	<b>0.0043</b>	<b>4104</b>	<b>0</b>	<b>4104</b>	<b>0.0043</b>	<b>0</b>	<b>0.0000</b>	<b>NA</b>	<b>NA</b>	<b>0</b>		
(k)	<b>Any Other (Specify)</b>		<b>0</b>	<b>0</b>	<b>0</b>	<b>0</b>	<b>0.0000</b>	<b>0</b>	<b>0</b>	<b>0</b>	<b>0.0000</b>	<b>0</b>	<b>0.0000</b>	<b>NA</b>	<b>NA</b>	<b>0</b>			
	<b>Sub Total (B)(1)</b>		<b>20</b>	<b>10311066</b>	<b>0</b>	<b>0</b>	<b>10311066</b>	<b>10.7872</b>	<b>10311066</b>	<b>0</b>	<b>10311066</b>	<b>10.7872</b>	<b>0</b>	<b>0.0000</b>	<b>NA</b>	<b>NA</b>	<b>10304162</b>		
<b>2</b>	<b>Institutions (Foreign)</b>																		
(a)	<b>Foreign Direct Investment</b>		<b>0</b>	<b>0</b>	<b>0</b>	<b>0</b>	<b>0.0000</b>	<b>0</b>	<b>0</b>	<b>0</b>	<b>0.0000</b>	<b>0</b>	<b>0.0000</b>	<b>NA</b>	<b>NA</b>	<b>0</b>			
(b)	<b>Foreign Venture Capital Investors</b>		<b>0</b>	<b>0</b>	<b>0</b>	<b>0</b>	<b>0.0000</b>	<b>0</b>	<b>0</b>	<b>0</b>	<b>0.0000</b>	<b>0</b>	<b>0.0000</b>	<b>NA</b>	<b>NA</b>	<b>0</b>			
(c)	<b>Sovereign Wealth Funds</b>		<b>0</b>	<b>0</b>	<b>0</b>	<b>0</b>	<b>0.0000</b>	<b>0</b>	<b>0</b>	<b>0</b>	<b>0.0000</b>	<b>0</b>	<b>0.0000</b>	<b>NA</b>	<b>NA</b>	<b>0</b>			
(d)	<b>Foreign Portfolio Investors Category I</b>		<b>154</b>	<b>19318825</b>	<b>0</b>	<b>0</b>	<b>19318825</b>	<b>20.2110</b>	<b>19318825</b>	<b>0</b>	<b>19318825</b>	<b>20.2110</b>	<b>0</b>	<b>0.0000</b>	<b>NA</b>	<b>NA</b>	<b>19318825</b>		
	Ares Diversified	AAHCA2144B	1	4682182	0	0	4682182	4.8984	4682182	0	4682182	4.8984	0	0.0000	NA	NA	4682182		
	Vanguard Total International Stock Index Fund	AABTV0442N	1	1053822	0	0	1053822	1.1025	1053822	0	1053822	1.1025	0	0.0000	NA	NA	1053822		



*[Handwritten signature]*

	Vanguard Emerging Markets Stock Index Fund, A Series Of Vanguard International Equity Index Funds	AAATY0918K	1	989855	0	0	989855	1.0356	989855	0	989855	1.0356	0	1.0356	0	0.0000	NA	NA	989855
	Elm Park Fund Limited	AACCE7277L	1	985000	0	0	985000	1.0305	985000	0	985000	1.0305	0	1.0305	0	0.0000	NA	NA	985000
(e)	Foreign Portfolio Investors Category II		17	4663292	0	0	4663292	4.8786	4663292	0	4663292	4.8786	0	4.8786	0	0.0000	NA	NA	4663292
	Eos Multi Strategy Fund Ltd	AADCE0686N	1	2946484	0	0	2946484	3.0826	2946484	0	2946484	3.0826	0	3.0826	0	0.0000	NA	NA	2946484
(f)	Overseas Depositories(holding DRs) (balancing figure)		0	0	0	0	0	0.0000	0	0	0	0.0000	0	0.0000	0	0.0000	NA	NA	0
(g)	Any Other (Specify)		0	0	0	0	0	0.0000	0	0	0	0.0000	0	0.0000	0	0.0000	NA	NA	0
	Sub Total (B)(2)		171	23982117	0	0	23982117	25.0896	23982117	0	23982117	25.0896	0	25.0896	0	0.0000	NA	NA	23982117
3	Central Government/ State Government(s)																		
(a)	Central Government / President of India		0	0	0	0	0	0.0000	0	0	0	0.0000	0	0.0000	0	0.0000	NA	NA	0
(b)	State Government / Governor		1	19	0	0	19	0.0000	19	0	19	0.0000	0	0.0000	0	0.0000	NA	NA	19
(C)	Shareholding by Companies or Bodies Corporate where Central / State Government is a promoter		0	0	0	0	0	0.0000	0	0	0	0.0000	0	0.0000	0	0.0000	NA	NA	0
	Sub Total (B)(3)		1	19	0	0	19	0.0000	19	0	19	0.0000	0	0.0000	0	0.0000	NA	NA	19
4	Non-Institutions			0	0	0	0	0.0000	0	0	0	0.0000	0	0.0000	0	0.0000	NA	NA	0
(a)	Associate companies / Subsidiaries		0	0	0	0	0	0.0000	0	0	0	0.0000	0	0.0000	0	0.0000	NA	NA	0
(b)	Directors and their relatives (excluding Independent Directors and nominee Directors)		5	650100	0	0	650100	0.6801	650100	0	650100	0.6801	0	0.6801	0	0.0000	NA	NA	650000
(C)	Key Managerial Personnel		1	35000	0	0	35000	0.0366	35000	0	35000	0.0366	0	0.0366	0	0.0000	NA	NA	35000
(D)	Relatives of promoters (other than 'immediate relatives' of promoters disclosed under 'Promoter and Promoter Group' category)		0	0	0	0	0	0.0000	0	0	0	0.0000	0	0.0000	0	0.0000	NA	NA	0

*[Handwritten signature]*



*[Handwritten mark]*



(E)	Trusts where any person belonging to 'Promoter and Promoter Group' category is 'trustee', 'beneficiary', or 'author of the trust'		0	0	0	0	0	0.0000	0	0	0	0.0000	0	0.0000	0	0.0000	NA	NA	0
(f)	Investor Education and Protection Fund (IEPF)		1	1090766	0	0	1090766	1.1411	1090766	0	1090766	1.1411	0	1.1411	0	0.0000	NA	NA	1090766
	Investor Education And Protection Fund Authority Ministry Of Corporate Affairs		1	1090766	0	0	1090766	1.1411	1090766	0	1090766	1.1411	0	1.1411	0	0.0000	NA	NA	1090766
(g)	i. Resident Individual holding nominal share capital up to Rs. 2 lakhs.		87512	16483569	0	0	16483569	17.2448	16483569	0	16483569	17.2448	0	17.2448	0	0.0000	NA	NA	15260650
(h)	ii. Resident individual holding nominal share capital in excess of Rs. 2 lakhs.		104	5481679	0	0	5481679	5.7348	5481679	0	5481679	5.7348	0	5.7348	0	0.0000	NA	NA	5481679
(i)	Non Resident Indians (NRIs)		2854	1541538	0	0	1541538	1.6127	1541538	0	1541538	1.6127	0	1.6127	0	0.0000	NA	NA	865615
(j)	Foreign Nationals		1	250	0	0	250	0.0003	250	0	250	0.0003	0	0.0003	0	0.0000	NA	NA	250
(k)	Foreign Companies		1	500	0	0	500	0.0005	500	0	500	0.0005	0	0.0005	0	0.0000	NA	NA	0
(l)	Bodies Corporate		676	14980317	0	0	14980317	15.6721	14980317	0	14980317	15.6721	0	15.6721	0	0.0000	NA	NA	14980579
	J.P. Financial Services Pvt Ltd	AAACJ7794B	1	2797994	0	0	2797994	2.9272	2797994	0	2797994	2.9272	0	2.9272	0	0.0000	NA	NA	2797994
	Varanasi Commercial Ltd.	AAACV8692G	1	1620000	0	0	1620000	1.6948	1620000	0	1620000	1.6948	0	1.6948	0	0.0000	NA	NA	1620000
	Aarkay Investments Pvt. Ltd.	AACCA2455N	1	1191942	0	0	1191942	1.2470	1191942	0	1191942	1.2470	0	1.2470	0	0.0000	NA	NA	1191942
	Noble Communications Pvt Ltd	AAACN9800C	1	1065780	0	0	1065780	1.1150	1065780	0	1065780	1.1150	0	1.1150	0	0.0000	NA	NA	1065780
(m)	Any Other (Specify)		1626	2818330	0	0	2818330	2.9485	2818330	0	2818330	2.9485	0	2.9485	0	0.0000	NA	NA	2817630
	Trusts		2	466312	0	0	466312	0.4878	466312	0	466312	0.4878	0	0.4878	0	0.0000	NA	NA	466312
	Body Corp-Ltd Liability Partnership		42	1265344	0	0	1265344	1.3238	1265344	0	1265344	1.3238	0	1.3238	0	0.0000	NA	NA	1265344
	Hindu Undivided Family		1551	1069316	0	0	1069316	1.1187	1069316	0	1069316	1.1187	0	1.1187	0	0.0000	NA	NA	1068616
	Clearing Member		31	17358	0	0	17358	0.0182	17358	0	17358	0.0182	0	0.0182	0	0.0000	NA	NA	17358
	Sub Total (B)(4)		92781	43082049	0	0	43082049	45.0716	43082049	0	43082049	45.0716	0	45.0716	0	0.0000	NA	NA	41110169
	Total Public Shareholding (B)=(B)(1)+(B)(2)+(B)(3)+b(4)		92973	77375251	0	0	77375251	80.9485	77375251	0	77375251	80.9485	0	80.9485	0	0.0000	NA	NA	75396467

Details of the shareholders acting as persons in Concert including their Shareholding (No. and %):

Details of Shares which remain unclaimed may be given hear along with details such as number of shareholders, outstanding shares held in demat/unclaimed suspense account, voting rights which are frozen etc.

Note:

(1) PAN would not be displayed on website of Stock Exchange(s).

(2) The above format needs to be disclosed along with the name of following persons:

Institutions/Non Institutions holding more than 1% of total number of shares

(3) W.r.t. the information pertaining to Depository Receipts, the same may be disclosed in the respective columns to the extent information available and the balance to be disclosed as held by custodian.

*[Handwritten signature]*





**GHCL Limited**

**Table IV - Statement showing shareholding pattern of the Non Promoter- Non Public shareholder (March 31, 2023)**

Category	Category & Name of shareholders	PAN	Nos. of shareholders	No. of fully paid up equity shares held	No. of Partly paid-up equity shares held	No. of shares underlying Depository Receipts	Total nos. shares held	Shareholding as a % of total no. of shares (calculated as per SCRR, 1957)	Number of Voting Rights held in each class of securities			No. of Shares Underlying Outstanding convertible securities (including Warrants)	Shareholding, as a % assuming full conversion of convertible securities ( as a percentage of diluted share capital)	Number of Locked in shares		Number of Shares pledged or otherwise encumbered		Number of equity shares held in dematerialised form	
									No of Voting Rights		Total as a % of (A+B+C)			No. (a)	As a % of total Shares held(b)	No. (a)	As a % of total Shares held(b)		
									Class eg: X	Class eg: Y									Total
	(I)	(II)	(III)	(IV)	(V)	(VI)	(VII) = (IV)+(V)+(VI)	(VIII) As a % of (A+B+C2)	(IX)			(X)	(XI) = (VII)+(X) As a % of (A+B+C2)	(XII)		(XIII)		(XIV)	
1	Custodian/DR Holder		0	0	0	0	0	0.0000	0	0	0	0.0000	0	0.0000	0	0.0000	0	0.0000	0
2	Employee Benefit Trust (under SEBI (Share based Employee Benefit) Regulations, 2014)		0	0	0	0	0	0.0000	0	0	0	0.0000	0	0.0000	0	0.0000	0	0.0000	0
	<b>Total Non-Promoter- Non Public Shareholding (C)= (C)(1)+(C)(2)</b>		0	0	0	0	0	0.0000	0	0	0	0.0000	0	0.0000	0	0.0000	0	0.0000	0


Note:

(1) PAN would not be displayed on website of Stock Exchange(s).

(2) The above format needs to disclose name of all holders holding more than 1% of total number of shares

(3) W.r.t. the information pertaining to Depository Receipts, the same may be disclosed in the respective columns to the extent information available

*[Handwritten signature]*



**Table V - Details of Significant Beneficial Ownership as specified by the listed entity under Form No. BEN-2 as submitted to the Registrar (March 31, 2023)**

S. No.	Name	PAN	Passport No. in case of foreign national	Nationality	Details of holding/ exercise of right of the SBO in the reporting company, whether direct or indirect*					Date of creation / acquisition of significant beneficial interest
					Shares	Voting Rights	Rights on distributable dividend or any other distribution	Exercise of control	Exercise of significant influence	
1										
2	Not Applicable									
3										
Note: If PAN is not applicable, kindly put dummy PAN ("ZZZZZ9999Z") and provide reason for the same in remark column.										
* In case the nature of the holding/ exercise of the right of a SBO falls under multiple categories specified under (a) to (e) under Column III, multiple rows for the same SBO shall be inserted accordingly for each of the categories.										
#This column shall have the details as specified by the listed entity under Form No. BEN-2 as submitted to the Registrar.										

For GHCL Limited

  
 Bhuwleshwar Mishra  
 Sr. GM-Sustainability & Company Secretary

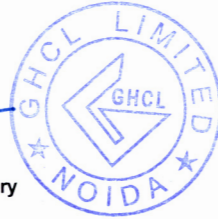




Table VI - Statement showing foreign ownership limits (March 31, 2023)		
	Board Approved Limits	Limits Utilised
As on shareholding date	49%	25.08%
As on the end of previous 1st quarter	49%	24.17%
As on the end of previous 2nd quarter	49%	18.90%
As on the end of previous 3rd quarter	49%	17.93%
As on the end of previous 4th quarter	49%	17.65%

For GHCL Limited



**Bhuvneshwar Mishra**

**Sr. GM-Sustainability & Company Secretary**