

April 6, 2013

Mr. Hari K
Vice President
National Stock Exchange of India Limited
"Exchange Plaza"
Bandra – Kurla Complex,
Bandra (E), Mumbai – 400 051
Fax # 022 26598237/38

Mr. K K Mishra
Managing Director
Ahmedabad Stock Exchange
Kamdhenu Complex, Opp. Sahajanand
College,
Ahmedabad - 380 015. (Fax: 079 26308877)

Ms. Chitra Sekhar
DCS - CRD
BSE Ltd.
1st Floor, New Trading Ring, Rotunda Building,
P.J. Towers,
Dalal Street, Fort, Mumbai – 400 001
(Fax: 022 22723121/2037/2041/3714/2039/2061)

Dear Sirs,

Sub: Shareholding Pattern as on March 31, 2013

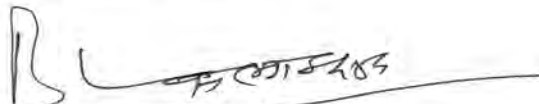
Pursuant to Clause 35 of the Listing Agreement, please find enclosed herewith Shareholding Pattern as on March 31, 2013 in the prescribed format.

We would also like to inform you that details of "encumbered shares" are based on the information available with the Company and the same has been confirmed by the promoter entities. You are requested to kindly take note of the same. In case you require any further information/ clarification, please do let us know.

Thanking you

Yours faithfully

For GHCL Limited

A handwritten signature in black ink, appearing to read 'Bhuwleshwar Mishra', written over a horizontal line.

Bhuwleshwar Mishra
General Manager & Company Secretary

Introductory Sub-table I (a)								
Name of the Company:			GHCL LTD					
Scrip Code:	BSE - 500171 NSE - GHCL, ASE - 20850		Name of the Scrip:		GHCL			
	Quarter ended:		Class of Security:		Equity Shares			
		March 31, 2013						
Partly paid-up shares:-			No. of Partly paid-up shares	As a % of total no. of partly paid-up shares		As a % of total no. of shares of the Company		
	Held by promoter / promoter group		0	0.00%		0.00%		
	Held by public		0	0.00%		0.00%		
	Total		0	0.00%		0.00%		
Outstanding convertible securities:-			No. of outstanding securities	As a % of total no. of outstanding convertible securities		As a % of total no. of shares of the Company, assuming full conversion of the convertible securities		
	Held by promoter / promoter group		0	0.00%		0.00%		
	Held by public		0	0.00%		0.00%		
	Total		0	0.00%		0.00%		
Warrants:-			No. of warrants	As a % of total no. of warrants		As a % of total no. of shares of the Company, assuming full conversion of warrants		
	Held by promoter / promoter group		0	0.00%		0.00%		
	Held by public		0	0.00%		0.00%		
	Total		0	0.00%		0.00%		
Total paid-up capital of the company, assuming full conversion of warrants and convertible securities			100019286 equity shares of Rs. 10/- each					
Table (I) (a)								
Statement showing Shareholding Pattern (under Clause 35)								
Category Code:	Category of shareholder	Number of shareholders	Total number of shares	Number of shares held in dematerialized form	Total shareholding as a percentage of total number of shares		Shares pledged or otherwise encumbered	
					As % of (A+B)	As % of (A+B+C)	Number of shares	As a %
(I)	(II)	(III)	(IV)	(V)	(VI)	(VII)	(VIII)	(IX) = (VIII)/(IV)*100
(A)	Shareholding of Promoter and Promoter Group(2)							
1	Indian							
(a)	Individuals/ Hindu Undivided Family	0	0	0	0.00%	0.00%	0	
(b)	Central Government/ State Government(s)	0	0	0	0.00%	0.00%	0	
(c)	Bodies Corporate	52	11943984	11943984	11.94%	11.94%	8725800	73.06%
(d)	Financial Institutions/ Banks	0	0	0	0.00%	0.00%		
(e)	Any Other (specify)							
	Directors & relatives	0	0	0	0.00%	0.00%	0	
	Trust (i.e. Ram Krishna Dalmia Foundation)	1	152000	152000	0.15%	0.15%	0	0%
	Sub-Total (A)(1)	53	12095984	12095984	12.09%	12.09%	8725800	
2	Foreign							
(a)	Individuals (Non-Resident Individuals/ Foreign Individuals)	0	0	0			0	
(b)	Bodies Corporate	2	5507900	5507900	5.51%	5.51%	0	0.00%
(c)	Institutions	0	0	0				
(d)	Qualified Foreign Investors	0	0	0				
(e)	Any Other (specify)	0	0	0				
	Sub-Total (A)(2)	2	5507900	5507900	5.51%	5.51%	0.00	0%
	Total Shareholding of Promoter and Promoter Group (A)= (A)(1)+(A)(2)	55	17603884	17603884	17.60%	17.60%	8725800	49.57%



(B)	Public shareholding (3)							
1	Institutions							
(a)	Mutual Funds/ UTI	9	16913	2613	0.02%	0.02%	N.A	N.A
(b)	Financial Institutions/ Banks	22	164602	120418	0.16%	0.16%	N.A	N.A
(c)	Central Government/ State Government(s)	0	0	0	0.00%	0.00%	N.A	N.A
(d)	Venture Capital Funds	0	0	0	0.00%	0.00%	N.A	N.A
(e)	Insurance Companies	4	6208120	6208120	6.21%	6.21%	N.A	N.A
(f)	Foreign Institutional Investors	3	6250589	6250089	6.25%	6.25%	N.A	N.A
(g)	Foreign Venture Capital Investors	0	0	0	0.00%	0.00%	N.A	N.A
(h)	Qualified Foreign Investors	0	0	0	0.00%	0.00%	N.A	N.A
(i)	Any Other (specify)						N.A	N.A
	Foreign Mutual Fund	0	0	0	0.00%	0.00%	N.A	N.A
	Sub-Total (B)(1)	38	12640224	12581240	12.64%	12.64%	N.A	N.A
2	Non-institutions							
(a)	Bodies Corporate	1081	31012298	30925732	31.01%	31.01%	N.A	N.A
(b)	Individuals							
	i. Individual shareholders holding nominal share capital up to Rs. 1 lakh.	64205	21786479	18692807	21.78%	21.78%	N.A	N.A
	ii. Individual shareholders holding nominal share capital in excess of Rs. 1 lakh.	217	12899697	12790797	12.90%	12.90%	N.A	N.A
(c)	Qualified Foreign Investors	0	0	0	0.00%	0.00%	N.A	N.A
(d)	Any Other (specify)							
	i Clearing Member	51	60892	60892	0.06%	0.06%	N.A	N.A
	ii Market Maker	99	170937	170937	0.17%	0.17%	N.A	N.A
	iii Foreign Companies	2	3900	0	0.00%	0.00%	N.A	N.A
	iv NRI (Repatriate)	1720	1838240	974026	1.84%	1.84%	N.A	N.A
	v NRI (Non -Repatriate)	171	123904	120355	0.12%	0.12%	N.A	N.A
	vi Overseas Bodies Corporate	0	0	0	0.00%	0.00%	N.A	N.A
	vii Hindu Undivided Family	347	471172	471172	0.47%	0.47%	N.A	N.A
	viii Trusts	5	1350816	1350816	1.64%	1.35%	N.A	N.A
	ix Directors & relatives	2	56843	56843	0.06%	0.06%	N.A	N.A
	Sub-Total (B)(2)	67900	69775178	65614377	69.76%	69.76%	N.A	N.A
	Total Public Shareholding (B)= (B)(1)+(B)(2)	67938	82415402	78195617	82.40%	82.40%	N.A	N.A
	TOTAL (A)+(B)	67993	100019286	95799501	100.00%	100.00%		
(C)	Shares held by Custodians and against which Depository Receipts have been issued							
1	Promoter and Promoter Group	0	0	0			N.A	N.A
2	Public	0	0	0			N.A	N.A
	GRAND TOTAL (A)+(B)+(C)	67993	100019286	95799501	100.00%	100.00%		

B. K. S.



(I)(b) GHCL Limited (Quarter ended March 31, 2013)											
Statement showing holding of securities (including shares, warrants, convertible securities) of persons belonging to the category "Promoter and Promoter Group"											
Sr. No.	Name of the shareholder	Details of Shares held		Encumbered Shares (*)			Details of warrants		Details of convertible securities		Total shares (including underlying shares assuming full conversion of warrants and convertible securities) as a % of diluted share capital
		Number of shares held	As a percentage of Grand Total (A)+(B)+ (C)	Number	As a percentage	As a % of Grand Total (A)+(B)+(C) of sub-clause (I)(a)	Number of warrants held	As a % total number of warrants of the same	Number of convertible securities held	As a % total number of convertible securities of the same class	
(I)	(II)	(III)	(IV)	(V)	(VI) = (V)/(III)*100	(VII)	(VIII)	(IX)	(X)	(XI)	(XII)
1	Gems Commercial Company Ltd	2862207	2.86%	2500000	87.35%	2.50%	0	0.00%	0	0.00%	2.86%
2	Banjax Limited	2789700	2.79%	0	0.00%	0.00%	0	0.00%	0	0.00%	2.79%
3	Hexabond Limited	2718200	2.72%	0	0.00%	0.00%	0	0.00%	0	0.00%	2.72%
4	Oval Investment Private Limited	2588848	2.59%	2500000	96.57%	2.50%	0	0.00%	0	0.00%	2.59%
5	Lhonak Enternational Private Limited	1365599	1.37%	1200000	87.87%	1.20%	0	0.00%	0	0.00%	1.37%
6	Hindustan Commercial Company Limited	746150	0.75%	525000	70.36%	0.52%	0	0.00%	0	0.00%	0.75%
7	Moderate Investment and Commercial Enterprises Limited	570050	0.57%	520000	91.22%	0.52%	0	0.00%	0	0.00%	0.57%
8	International Resources Limited	552671	0.55%	500000	90.47%	0.50%	0	0.00%	0	0.00%	0.55%
9	Carissa Investments Pvt Ltd	491752	0.49%	55000	11.18%	0.05%	0	0.00%	0	0.00%	0.49%
10	GTC Industries Ltd	416578	0.42%	0	0.00%	0.00%	0	0.00%	0	0.00%	0.42%
11	Harvatex Engineering and Processing Co. Ltd.	403723	0.40%	300000	74.31%	0.30%	0	0.00%	0	0.00%	0.40%
12	Excellent Commercial Enterprises and Investment Ltd.	362800	0.36%	345800	95.31%	0.35%	0	0.00%	0	0.00%	0.36%
13	Carefree Investment Company Limited	293450	0.29%	280000	95.42%	0.28%	0	0.00%	0	0.00%	0.29%
14	Anurag Trading Leasing and Investment Co. Pvt. Limited	284700	0.28%	0	0.00%	0.00%	0	0.00%	0	0.00%	0.28%
15	Divine Leasing And Finance Ltd.	231704	0.23%	0	0.00%	0.00%	0	0.00%	0	0.00%	0.23%
16	Dalmia Housing Finance Ltd	180707	0.18%	0	0.00%	0.00%	0	0.00%	0	0.00%	0.18%
17	WGF Financial Services Ltd	171815	0.17%	0	0.00%	0.00%	0	0.00%	0	0.00%	0.17%
18	Dalmia Finance Ltd	158901	0.16%	0	0.00%	0.00%	0	0.00%	0	0.00%	0.16%
19	Ram Krishna Dalmia Foundation	152000	0.15%	0	0.00%	0.00%	0	0.00%	0	0.00%	0.15%
20	Archana Trading and Investment Co. Pvt. Ltd.	132848	0.13%	0	0.00%	0.00%	0	0.00%	0	0.00%	0.13%
21	Bharatpur Investment Limited	38842	0.04%	0	0.00%	0.00%	0	0.00%	0	0.00%	0.04%

B



4/7

22	Sanjay Trading & Investment Co. Pvt. Ltd.	29100	0.03%	0	0.00%	0.00%	0	0.00%	0	0.00%	0.03%
23	General Exports And Credits Limited	17000	0.02%	0	0.00%	0.00%	0	0.00%	0	0.00%	0.02%
24	Pashupatinath Commercial Pvt Ltd	15000	0.01%	0	0.00%	0.00%	0	0.00%	0	0.00%	0.01%
25	Sovereign Commercial Pvt Ltd	6000	0.01%	0	0.00%	0.00%	0	0.00%	0	0.00%	0.01%
26	Trishul Commercial Pvt Ltd	5100	0.01%	0	0.00%	0.00%	0	0.00%	0	0.00%	0.01%
27	Swastik Commercial Pvt Ltd	3700	0.00%	0	0.00%	0.00%	0	0.00%	0	0.00%	0.00%
28	Alankar Commercial Private Limited	2600	0.00%	0	0.00%	0.00%	0	0.00%	0	0.00%	0.00%
29	Ricklunsford Trade and Industrial Investment Ltd.	1960	0.00%	0	0.00%	0.00%	0	0.00%	0	0.00%	0.00%
30	Chirawa Investment Limited	1860	0.00%	0	0.00%	0.00%	0	0.00%	0	0.00%	0.00%
31	Lakshmi Vishnu Investment Limited	1860	0.00%	0	0.00%	0.00%	0	0.00%	0	0.00%	0.00%
32	Mourya Finance Limited	1860	0.00%	0	0.00%	0.00%	0	0.00%	0	0.00%	0.00%
33	Sikar Investment Company Limited	1800	0.00%	0	0.00%	0.00%	0	0.00%	0	0.00%	0.00%
34	Antarctica Investment Pvt Ltd	785	0.00%	0	0.00%	0.00%	0	0.00%	0	0.00%	0.00%
35	Comosum Investment Pvt Ltd	701	0.00%	0	0.00%	0.00%	0	0.00%	0	0.00%	0.00%
36	Lovely Investment Pvt Ltd	645	0.00%	0	0.00%	0.00%	0	0.00%	0	0.00%	0.00%
37	Altar Investment Pvt Ltd	318	0.00%	0	0.00%	0.00%	0	0.00%	0	0.00%	0.00%
38	Ilac Investment Private Limited	217	0.00%	0	0.00%	0.00%	0	0.00%	0	0.00%	0.00%
39	Hotex Company Ltd	78	0.00%	0	0.00%	0.00%	0	0.00%	0	0.00%	0.00%
40	Dear Investment Pvt Ltd	55	0.00%	0	0.00%	0.00%	0	0.00%	0	0.00%	0.00%
TOTAL		17603884	17.60%	8725800	49.57%	8.72%	0	0.00%	0	0.00%	17.60%

(*) The term "encumbrance" has the same meaning as assigned to it in regulation 28(3) of the SAST Regulations, 2011

Note 1: In continuation to our earlier reporting, we would further like to reiterate that we have disclosed consolidated shareholding of those promoters entities which has multiple demat accounts. Accordingly, number of shareholders/entities have been reduced from 55 (in main shareholding) to 40 (in above table) under promoter and promoter group category.

Note 2: Data received from M/s Link Intime (India) Pvt. Limited i.e. RTA, for the quarter ended March 31, 2013, has shown 87,25,800 equity shares of promoter entities as "encumbered" and the promoters have also confirmed the same. Hence, based on the disclosure received from the promoter entities and also the information received from the RTA, we have disclosed 87,25,800 equity shares (8.72%) of promoters as "encumbered" out of total holding of promoters entities i.e. 1,76,03,884 equity shares (17.60%) held in GHCL Limited.





GHCL LIMITED (For the Quarter ended March 31, 2013)

(I)(c)(i) Statement showing holding of securities (including shares, warrants, convertible securities) of persons belonging to the category "Public" and holding more than 1% of the total number of shares

Sr. No.	Name of the shareholder	Number of shares held	Shares as a percentage of total number of shares (i.e., Grand Total (A)+(B)+(C) indicated in Statement at para (I)(a) above}	Details of warrants		Details of convertible securities		Total shares (including underlying shares assuming full conversion of warrants and convertible securities) as a % of diluted share capital
				Number of warrants held	As a % total number of warrants of the same class	Number of convertible securities held	% w.r.t total number of convertible securities of the same class	
1	J P Financial Services Pvt Ltd	4938751	4.94%	0	0.00%	0	0.00%	4.94%
2	Ares Diversified	4932182	4.93%	0	0.00%	0	0.00%	4.93%
3	Life Insurance Corporation Limited	3138105	3.14%	0	0.00%	0	0.00%	3.14%
4	Varanasi Commercial Ltd	3135000	3.13%	0	0.00%	0	0.00%	3.13%
5	Finquest Securities Pvt. Ltd.	2835762	2.84%	0	0.00%	0	0.00%	2.84%
6	Bhanubhai Bhagvandas Patel	2688857	2.69%	0	0.00%	0	0.00%	2.69%
7	Indianivesh Securities Private Limited	2312169	2.31%	0	0.00%	0	0.00%	2.31%
8	United India Insurance Company Limited	2174280	2.17%	0	0.00%	0	0.00%	2.17%
9	Rameshbhai Jagjivandas Patel	1870664	1.87%	0	0.00%	0	0.00%	1.87%
10	GHCL Employees Stock Option Trust	1347464	1.35%	0	0.00%	0	0.00%	1.35%
11	EOS Multi Strategy Fund Ltd.	1317907	1.32%	0	0.00%	0	0.00%	1.32%
12	Balashri Commercial Limited	1150000	1.15%	0	0.00%	0	0.00%	1.15%
13	Jayesh H Patel	1017000	1.02%	0	0.00%	0	0.00%	1.02%
TOTAL		32858141	32.85%	0	0.00%	0	0.00%	32.85%

(I)(c)(ii) Statement showing holding of securities (including shares, warrants, convertible securities) of persons (together with PAC) belonging to the category "Public" and holding more than 5% of the total number of shares of the company

Sr. No.	Name(s) of the shareholder(s) and the Persons Acting in Concert (PAC) with them	Number of shares	Shares as a percentage of total number of shares (i.e., Grand Total (A)+(B)+(C) indicated in Statement at para (I)(a) above}	Details of warrants		Details of convertible securities		Total shares (including underlying shares assuming full conversion of warrants and convertible securities) as a % of diluted share capital
				Number of warrants	As a % total number of warrants of the same class	Number of convertible securities held	% w.r.t total number of convertible securities of the same class	
1	N.A.	0	0.00%	0	0.00%	0	0.00%	0.00%
TOTAL		0	0.00%	0	0.00%	0	0.00%	

GHCL Limited (For the quarter ended Mach 31, 2013)				
(I)(d) <u>Statement showing details of locked-in shares</u>				
Sr. No.	Name of the shareholder	Number of locked-in shares	Locked-in shares as a percentage of total number of shares {i.e., Grand Total (A)+(B)+(C) indicated in Statement at para (I)(a) above}	
1	NOT APPLICABLE			
2				
TOTAL				
(II)(a) <u>Statement showing details of Depositories Receipts (DRs)</u>				
Sr. No.	Type of outstanding DR (ADRs, GDRs, SDRs, etc.)	Number of outstanding DRs	Number of shares underlying outstanding DRs	Shares underlying outstanding DRs as a percentage of total number of shares {i.e., Grand Total (A)+(B)+(C) indicated in Statement at para (I)(a) above}
1	NOT APPLICABLE			
2				
TOTAL				
(II)(b) <u>Statement showing Holding of Depositories Receipts (DRs), where underlying shares held by 'promoter/promoter group' are in excess of 1% of the total number of shares</u>				
Sr. No.	Name of the DR Holder	Type of outstanding DR (ADRs, GDRs, SDRs, etc.)	Number of shares underlying outstanding DRs	Shares underlying outstanding DRs as a percentage of total number of shares {i.e., Grand Total (A)+(B)+(C) indicated in Statement at para (I)(a) above}
1	NOT APPLICABLE			
2				
TOTAL				
<p>for GHCL LIMITED</p>  <p>Bhawneshwar Mishra General Manager & Company Secretary</p> 				

SENDING REPORT

6 Apr. 2013 3:50PM

YOUR LOGO : GHCL
YOUR FAX NO. : 01202535209

NO.	OTHER FACSIMILE	START TIME	USAGE TIME	MODE	PAGES	RESULT	
01	6202222723121	6 Apr. 3:44PM	05'33	SND	07	OK	BSE

TO TURN OFF REPORT, PRESS 'MENU' #04.
THEN SELECT OFF BY USING '+' OR '-'.**SENDING REPORT**

6 Apr. 2013 3:32PM

YOUR LOGO : GHCL
YOUR FAX NO. : 01202535209

NO.	OTHER FACSIMILE	START TIME	USAGE TIME	MODE	PAGES	RESULT	
01	Fax Server	6 Apr. 3:25PM	07'41	SND	07	OK	NSE

TO TURN OFF REPORT, PRESS 'MENU' #04.
THEN SELECT OFF BY USING '+' OR '-'.**SENDING REPORT**

8 Apr. 2013 11:25AM

YOUR LOGO : GHCL
YOUR FAX NO. : 01202535209

NO.	OTHER FACSIMILE	START TIME	USAGE TIME	MODE	PAGES	RESULT	
01	007926308877	8 Apr. 11:17AM	08'10	SND	07	OK	ASE

TO TURN OFF REPORT, PRESS 'MENU' #04.
THEN SELECT OFF BY USING '+' OR '-'.