

January 8, 2014

**Mr. Hari K**  
Vice President  
National Stock Exchange of India Limited  
"Exchange Plaza"  
Bandra – Kurla Complex,  
Bandra (E), Mumbai – 400 051  
Fax # 022 26598237/38

**Mr. Vipul Patel**  
CFO & Managing Director (In charge)  
Ahmedabad Stock Exchange Ltd.  
Ahmedabad Stock Exchange Ltd.  
Kamdhenu Complex, Opp. Sahajanand  
College,  
Ahmedabad - 380 015. (Fax: 079 26308877)

**Ms. Chitra Sekhar**  
DCS - CRD  
BSE Ltd.  
1<sup>st</sup> Floor, New Trading Ring, Rotunda Building,  
P.J. Towers,  
Dalal Street, Fort, Mumbai – 400 001  
(Fax: 022 22723121/2037/2041/3714/2039/2061)

Dear Sirs,

**Sub: Shareholding Pattern as on December 31, 2013**


Pursuant to Clause 35 of the Listing Agreement, please find enclosed herewith Shareholding Pattern as on December 31, 2013 in the prescribed format.

We would also like to inform you that details of "encumbered shares" are based on the information available with the Company and the same has been confirmed by the promoter entities. You are requested to kindly take note of the same. In case you require any further information/ clarification, please do let us know.

Thanking you

Yours faithfully

For GHCL Limited

A handwritten signature in blue ink, appearing to read 'Bhwneshwar Mishra', with a horizontal line underneath.

**Bhwneshwar Mishra**  
General Manager & Company Secretary

Introductory Sub-table I (a)								
Name of the Company:			GHCL LTD					
Scrip Code:	BSE - 500171 NSE - GHCL, ASE - 20850		Name of the Scrip:		GHCL			
	Quarter ended:		Class of Security:		Equity Shares			
		December 31, 2013						
<b>Partly paid-up shares:-</b>			<b>No. of Partly paid-up shares</b>	<b>As a % of total no. of partly paid-up shares</b>		<b>As a % of total no. of shares of the Company</b>		
Held by promoter / promoter group			0	0.00%		0.00%		
Held by public			0	0.00%		0.00%		
<b>Total</b>			<b>0</b>	<b>0.00%</b>		<b>0.00%</b>		
<b>Outstanding convertible securities:-</b>			<b>No. of outstanding securities</b>	<b>As a % of total no. of outstanding convertible securities</b>		<b>As a % of total no. of shares of the Company, assuming full conversion of the convertible securities</b>		
Held by promoter / promoter group			0	0.00%		0.00%		
Held by public			0	0.00%		0.00%		
<b>Total</b>			<b>0</b>	<b>0.00%</b>		<b>0.00%</b>		
<b>Warrants:-</b>			<b>No. of warrants</b>	<b>As a % of total no. of warrants</b>		<b>As a % of total no. of shares of the Company, assuming full conversion of warrants</b>		
Held by promoter / promoter group			0	0.00%		0.00%		
Held by public			0	0.00%		0.00%		
<b>Total</b>			<b>0</b>	<b>0.00%</b>		<b>0.00%</b>		
Total paid-up capital of the company, assuming full conversion of warrants and convertible securities			100019286 equity shares of Rs. 10/- each					
Table (I) (a)								
<b>Statement showing Shareholding Pattern (under Clause 35)</b>								
Category Code:	Category of shareholder	Number of shareholders	Total number of shares	Number of shares held in dematerialized form	Total shareholding as a percentage of total number of shares		Shares pledged or otherwise encumbered	
					As % of (A+B)	As % of (A+B+C)	Number of shares	As a % (IX) = (VIII)/(IV)*100
(I)	(II)	(III)	(IV)	(V)	(VI)	(VII)	(VIII)	(IX)
<b>(A) Shareholding of Promoter and Promoter Group(2)</b>								
<b>1 Indian</b>								
(a)	Individuals/ Hindu Undivided Family	0	0	0	0.00%	0.00%	0	
(b)	Central Government/ State Government(s)	0	0	0	0.00%	0.00%	0	
(c)	Bodies Corporate	51	11933984	11933984	11.93%	11.93%	8715800	73.03%
(d)	Financial Institutions/ Banks	0	0	0	0.00%	0.00%		
(e)	Any Other (specify)							
	Directors & relatives	0	0	0	0.00%	0.00%	0	
	Trust (i.e. Ram Krishna Dalmia Foundation)	1	152000	152000	0.15%	0.15%	0	0%
	<b>Sub-Total (A)(1)</b>	<b>52</b>	<b>12085984</b>	<b>12085984</b>	<b>12.08%</b>	<b>12.08%</b>	<b>8715800</b>	
<b>2 Foreign</b>								
(a)	Individuals (Non-Resident Individuals/ Foreign Individuals)	0	0	0			0	
(b)	Bodies Corporate	2	5507900	5507900	5.51%	5.51%	0	0.00%
(c)	Institutions	0	0	0				
(d)	Qualified Foreign Investors	0	0	0				
(e)	Any Other (specify)	0	0	0				
	<b>Sub-Total (A)(2)</b>	<b>2</b>	<b>5507900</b>	<b>5507900</b>	<b>5.51%</b>	<b>5.51%</b>	<b>0.00</b>	<b>0%</b>
	<b>Total Shareholding of Promoter and Promoter Group (A)= (A)(1)+(A)(2)</b>	<b>54</b>	<b>17593884</b>	<b>17593884</b>	<b>17.59%</b>	<b>17.59%</b>	<b>8715800</b>	<b>49.54%</b>



<b>(B)</b>	<b>Public shareholding (3)</b>							
<b>1</b>	<b>Institutions</b>							
(a)	Mutual Funds/ UTI	9	16913	2613	0.02%	0.02%	N.A	N.A
(b)	Financial Institutions/ Banks	22	62560	18376	0.06%	0.06%	N.A	N.A
(c)	Central Government/ State Government(s)	0	0	0	0.00%	0.00%	N.A	N.A
(d)	Venture Capital Funds	0	0	0	0.00%	0.00%	N.A	N.A
(e)	Insurance Companies	4	6208120	6208120	6.21%	6.21%	N.A	N.A
(f)	Foreign Institutional Investors	3	7313183	7312683	7.31%	7.31%	N.A	N.A
(g)	Foreign Venture Capital Investors	0	0	0	0.00%	0.00%	N.A	N.A
(h)	Qualified Foreign Investors	0	0	0	0.00%	0.00%	N.A	N.A
(i)	Any Other (specify)						N.A	N.A
	Foreign Mutual Fund	0	0	0	0.00%	0.00%	N.A	N.A
	<b>Sub-Total (B)(1)</b>	<b>38</b>	<b>13600776</b>	<b>13541792</b>	<b>13.60%</b>	<b>13.60%</b>	<b>N.A</b>	<b>N.A</b>
<b>2</b>	<b>Non-institutions</b>							
(a)	Bodies Corporate	1071	31500457	31408959	31.49%	31.49%	N.A	N.A
(b)	Individuals							
	i. Individual shareholders holding nominal share capital up to Rs. 1 lakh.	62459	21695507	18663132	21.69%	21.69%	N.A	N.A
	ii. Individual shareholders holding nominal share capital in excess of Rs. 1 lakh.	226	12914595	12805695	12.91%	12.91%	N.A	N.A
(c)	Qualified Foreign Investors	0	0	0	0.00%	0.00%	N.A	N.A
(d)	Any Other (specify)							
	i Non Resident Indians(Repat)	1674	1825217	871003	1.82%	1.82%	N.A	N.A
	ii Non Resident Indians(Non Repat)	155	113119	109570	0.11%	0.11%	N.A	N.A
	iii Foreign Companies	2	3900	0	0.00%	0.00%	N.A	N.A
	iv Clearing Member	40	71978	71978	0.07%	0.07%	N.A	N.A
	v Directors & relatives	3	56943	56843	0.06%	0.06%	N.A	N.A
	vi Trusts	3	3352	3352	0.00%	0.00%	N.A	N.A
	vii Hindu Undivided Family	318	471508	471508	0.47%	0.47%	N.A	N.A
	viii Market Makers	106	168050	168050	0.17%	0.17%	N.A	N.A
	ix Overseas Bodies Corporate	0	0	0	0.00%	0.00%	N.A	N.A
	<b>Sub-Total (B)(2)</b>	<b>66057</b>	<b>68824626</b>	<b>64630090</b>	<b>68.81%</b>	<b>68.81%</b>	<b>N.A</b>	<b>N.A</b>
	<b>Total Public Shareholding (B)= (B)(1)+(B)(2)</b>	<b>66095</b>	<b>82425402</b>	<b>78171882</b>	<b>82.41%</b>	<b>82.41%</b>	<b>N.A</b>	<b>N.A</b>
	<b>TOTAL (A)+(B)</b>	<b>66149</b>	<b>100019286</b>	<b>95765766</b>	<b>100.00%</b>	<b>100.00%</b>		
<b>(C)</b>	<b>Shares held by Custodians and against which Depository Receipts have been issued</b>							
1	Promoter and Promoter Group	0	0	0			N.A	N.A
2	Public	0	0	0			N.A	N.A
	<b>GRAND TOTAL (A)+(B)+(C)</b>	<b>66149</b>	<b>100019286</b>	<b>95765766</b>	<b>100.00%</b>	<b>100.00%</b>		





<b>(l)(b) GHCL Limited (Quarter ended December 31, 2013)</b>													
<b>Statement showing holding of securities (including shares, warrants, convertible securities) of persons belonging to the category "Promoter and Promoter Group"</b>													
Sr. No.	Name of the shareholder	Details of Shares held			Encumbered Shares (*)			Details of warrants			Details of convertible securities		Total shares (including underlying shares assuming full conversion of warrants and convertible securities) as a % of diluted share capital
		Number of shares held	As a percentage of Grand Total (A)+(B)+(C)	(III)	(IV)	(V)	(VI) = (V)/(III)*100	(VII)	(VIII)	(IX)	(X)	(XI)	
(I)	(II)												
1	Gems Commercial Company Ltd	2862207	2.86%	2500000	87.35%	2.50%	0	0.00%	0	0.00%	0	0.00%	2.86%
2	Banjax Limited	2789700	2.79%	0	0.00%	0.00%	0	0.00%	0	0.00%	0	0.00%	2.79%
3	Hexabond Limited	2718200	2.72%	0	0.00%	0.00%	0	0.00%	0	0.00%	0	0.00%	2.72%
4	Oval Investment Private Limited	2588848	2.59%	2500000	96.57%	2.50%	0	0.00%	0	0.00%	0	0.00%	2.59%
5	Lhonak International Private Limited	1365599	1.37%	1200000	87.87%	1.20%	0	0.00%	0	0.00%	0	0.00%	1.37%
6	Hindustan Commercial Company Limited	746150	0.75%	525000	70.36%	0.52%	0	0.00%	0	0.00%	0	0.00%	0.75%
7	Moderate Investment and Commercial Enterprises Limited	570050	0.57%	520000	91.22%	0.52%	0	0.00%	0	0.00%	0	0.00%	0.57%
8	International Resources Limited	552671	0.55%	500000	90.47%	0.50%	0	0.00%	0	0.00%	0	0.00%	0.55%
9	Carissa Investments Pvt Ltd	481752	0.48%	45000	9.34%	0.04%	0	0.00%	0	0.00%	0	0.00%	0.48%
10	GTC Industries Ltd	416578	0.42%	0	0.00%	0.00%	0	0.00%	0	0.00%	0	0.00%	0.42%
11	Harvatex Engineering and Processing Co. Ltd.	403723	0.40%	300000	74.31%	0.30%	0	0.00%	0	0.00%	0	0.00%	0.40%
12	Excellent Commercial Enterprises and Investment Ltd.	362800	0.36%	345800	95.31%	0.35%	0	0.00%	0	0.00%	0	0.00%	0.36%
13	Carefree Investment Company Limited	293450	0.29%	280000	95.42%	0.28%	0	0.00%	0	0.00%	0	0.00%	0.29%
14	Anurag Trading Leasing and Investment Co. Pvt. Limited	284700	0.28%	0	0.00%	0.00%	0	0.00%	0	0.00%	0	0.00%	0.28%
15	Divine Leasing And Finance Ltd.	231704	0.23%	0	0.00%	0.00%	0	0.00%	0	0.00%	0	0.00%	0.23%
16	Dalmia Housing Finance Ltd	180707	0.18%	0	0.00%	0.00%	0	0.00%	0	0.00%	0	0.00%	0.18%
17	WGF Financial Services Ltd	171815	0.17%	0	0.00%	0.00%	0	0.00%	0	0.00%	0	0.00%	0.17%
18	Dalmia Finance Ltd	158901	0.16%	0	0.00%	0.00%	0	0.00%	0	0.00%	0	0.00%	0.16%
19	Ram Krishna Dalmia Foundation	152000	0.15%	0	0.00%	0.00%	0	0.00%	0	0.00%	0	0.00%	0.15%
20	Archana Trading and Investment Co. Pvt. Ltd.	132888	0.13%	0	0.00%	0.00%	0	0.00%	0	0.00%	0	0.00%	0.13%
21	Bharatpur Investment Limited	36842	0.04%	0	0.00%	0.00%	0	0.00%	0	0.00%	0	0.00%	0.04%



22	Sanjay Trading & Investment Co. Pvt. Ltd.	29100	0.03%	0	0.00%	0	0.00%	0	0.00%	0	0.00%	0	0.00%	0.03%
23	General Exports And Credits Limited	17000	0.02%	0	0.00%	0	0.00%	0	0.00%	0	0.00%	0	0.00%	0.02%
24	Pashupatinath Commercial Pvt Ltd	15000	0.01%	0	0.00%	0	0.00%	0	0.00%	0	0.00%	0	0.00%	0.01%
25	Sovereign Commercial Pvt Ltd	6000	0.01%	0	0.00%	0	0.00%	0	0.00%	0	0.00%	0	0.00%	0.01%
26	Trishul Commercial Pvt Ltd	5100	0.01%	0	0.00%	0	0.00%	0	0.00%	0	0.00%	0	0.00%	0.01%
27	Swastik Commercial Pvt Ltd	3700	0.00%	0	0.00%	0	0.00%	0	0.00%	0	0.00%	0	0.00%	0.00%
28	Alankar Commercial Private Limited	2600	0.00%	0	0.00%	0	0.00%	0	0.00%	0	0.00%	0	0.00%	0.00%
29	Ricklunford Trade and Industrial Investment Ltd.	1960	0.00%	0	0.00%	0	0.00%	0	0.00%	0	0.00%	0	0.00%	0.00%
30	Chirawa Investment Limited	1860	0.00%	0	0.00%	0	0.00%	0	0.00%	0	0.00%	0	0.00%	0.00%
31	Lakshmi Vishnu Investment Limited	1860	0.00%	0	0.00%	0	0.00%	0	0.00%	0	0.00%	0	0.00%	0.00%
32	Mourya Finance Limited	1860	0.00%	0	0.00%	0	0.00%	0	0.00%	0	0.00%	0	0.00%	0.00%
33	Sikar Investment Company Limited	1800	0.00%	0	0.00%	0	0.00%	0	0.00%	0	0.00%	0	0.00%	0.00%
34	Antarctica Investment Pvt Ltd	785	0.00%	0	0.00%	0	0.00%	0	0.00%	0	0.00%	0	0.00%	0.00%
35	Comosum Investment Pvt Ltd	701	0.00%	0	0.00%	0	0.00%	0	0.00%	0	0.00%	0	0.00%	0.00%
36	Lovely Investment Pvt Ltd	645	0.00%	0	0.00%	0	0.00%	0	0.00%	0	0.00%	0	0.00%	0.00%
37	Altar Investment Pvt Ltd	318	0.00%	0	0.00%	0	0.00%	0	0.00%	0	0.00%	0	0.00%	0.00%
38	Iiac Investment Private Limited	217	0.00%	0	0.00%	0	0.00%	0	0.00%	0	0.00%	0	0.00%	0.00%
39	Hotex Company Ltd	78	0.00%	0	0.00%	0	0.00%	0	0.00%	0	0.00%	0	0.00%	0.00%
40	Dear Investment Pvt Ltd	55	0.00%	0	0.00%	0	0.00%	0	0.00%	0	0.00%	0	0.00%	0.00%
<b>TOTAL</b>		<b>17593884</b>	<b>17.59%</b>	<b>8715800</b>	<b>49.54%</b>	<b>0</b>	<b>8.71%</b>	<b>0</b>	<b>0.00%</b>	<b>0</b>	<b>0.00%</b>	<b>0</b>	<b>0.00%</b>	<b>17.59%</b>

(\*) The term "encumbrance" has the same meaning as assigned to it in regulation 28(3) of the SAST Regulations, 2011

**Note 1:** In continuation to our earlier reporting, we would further like to reiterate that we have disclosed consolidated shareholding of those promoters entities which has multiple demat accounts. Accordingly, number of shareholders/entities have been reduced from 54 (in main shareholding) to 40 (in above table) under promoter and promoter group category.

**Note 2:** Data received from M/s Link Intime (India) Pvt. Limited i.e. RTA, for the quarter ended December 31, 2013, has shown 87,15,800 equity shares of promoter entities as "encumbered" and the promoters have also confirmed the same. Hence, based on the disclosure received from the promoter entities and also the information received from the RTA, we have disclosed 87,15,800 equity shares (8.71%) of promoters as "encumbered" out of total holding of promoters entities i.e. 1,75,93,884 equity shares (17.59%) held in GHCL Limited.








GHCL LIMITED (For the Quarter ended December 31, 2013)

<b>(l)(c)(i) Statement showing holding of securities (including shares, warrants, convertible securities) of persons belonging to the category "Public" and holding more than 1% of the total number of shares</b>										
Sr. No.	Name of the shareholder	Number of shares held	Shares as a percentage of total number of shares (i.e., Grand Total (A)+(B)+(C) indicated in Statement at para (l)(a) above}	Details of warrants		Details of convertible securities		Total shares (including underlying full conversion of warrants and convertible securities) as a % of diluted share capital		
				Number of warrants held	As a % total number of warrants of the same class	Number of convertible securities held	% w.r.t total convertible securities of the same class			
1	J P Financial Services Pvt Ltd	4938751	4.94%	0	0.00%	0	0.00%	4.94%		
2	Ares Diversified	4932182	4.93%	0	0.00%	0	0.00%	4.93%		
3	Finquest Securities Pvt. Ltd.	3147524	3.15%	0	0.00%	0	0.00%	3.15%		
4	Life Insurance Corporation of India	3138105	3.14%	0	0.00%	0	0.00%	3.14%		
5	Varanasi Commercial Ltd	3135000	3.13%	0	0.00%	0	0.00%	3.13%		
6	Bhanubhai Bhagvandas Patel	2688857	2.69%	0	0.00%	0	0.00%	2.69%		
7	EOS Multi Strategy Fund Ltd	2380501	2.38%	0	0.00%	0	0.00%	2.38%		
8	United India Insurance Company Limited	2174280	2.17%	0	0.00%	0	0.00%	2.17%		
9	Indianivesh Securities Private Limited	2119078	2.12%	0	0.00%	0	0.00%	2.12%		
10	Rameshbhai Jagjivandas Patel	1870664	1.87%	0	0.00%	0	0.00%	1.87%		
11	Balashri Commercial Limited	1248951	1.25%	0	0.00%	0	0.00%	1.25%		
12	Jayesh H Patel	1017000	1.02%	0	0.00%	0	0.00%	1.02%		
	<b>TOTAL</b>	<b>32790893</b>	<b>32.78%</b>	<b>0</b>	<b>0.00%</b>	<b>0</b>	<b>0.00%</b>	<b>32.78%</b>		

**(l)(c)(ii) Statement showing holding of securities (including shares, warrants, convertible securities) of persons (together with PAC) belonging to the category "Public" and holding more than 5% of the total number of shares of the company**

Sr. No.	Name(s) of the shareholder(s) and the Persons Acting in Concert (PAC) with them	Number of shares	Shares as a percentage of total number of shares (i.e., Grand Total (A)+(B)+(C) indicated in Statement at para (l)(a) above}	Details of warrants		Details of convertible securities		Total shares (including underlying full conversion of warrants and convertible securities) as a % of diluted share capital
				Number of warrants	As a % total number of warrants of the same class	Number of convertible securities held	% w.r.t total convertible securities of the same class	
1	N.A.	0	0.00%	0	0.00%	0	0.00%	0.00%
	<b>TOTAL</b>	<b>0</b>	<b>0.00%</b>	<b>0</b>	<b>0.00%</b>	<b>0</b>	<b>0.00%</b>	<b>0.00%</b>



GHCL Limited (For the quarter ended December 31, 2013)				
<b>(I)(d) Statement showing details of locked-in shares</b>				
Sr. No.	Name of the shareholder	Number of locked-in shares	Locked-in shares as a percentage of total number of shares {i.e., Grand Total (A)+(B)+(C) indicated in Statement at para (I)(a) above}	
1	NOT APPLICABLE			
2				
TOTAL				
<b>(II)(a) Statement showing details of Depositories Receipts (DRs)</b>				
Sr. No.	Type of outstanding DR (ADRs, GDRs, SDRs, etc.)	Number of outstanding DRs	Number of shares underlying outstanding DRs	Shares underlying outstanding DRs as a percentage of total number of shares {i.e., Grand Total (A)+(B)+(C) indicated in Statement at para (I)(a) above}
1	NOT APPLICABLE			
2				
TOTAL				
<b>(II)(b) Statement showing Holding of Depositories Receipts (DRs), where underlying shares held by 'promoter/promoter group' are in excess of 1% of the total number of shares</b>				
Sr. No.	Name of the DR Holder	Type of outstanding DR (ADRs, GDRs, SDRs, etc.)	Number of shares underlying outstanding DRs	Shares underlying outstanding DRs as a percentage of total number of shares {i.e., Grand Total (A)+(B)+(C) indicated in Statement at para (I)(a) above}
1	NOT APPLICABLE			
2				
TOTAL				
for GHCL LIMITED  <b>Bhuvneshwar Mishra</b> <b>General Manager &amp; Company Secretary</b>				
				

**SENDING REPORT**

8 Jan. 2014 1:00PM

YOUR LOGO : GHCL  
YOUR FAX NO. : 01202535209

NO.	OTHER FACSIMILE	START TIME	USAGE TIME	MODE	PAGES	RESULT
01	Fax Server 02226598237	8 Jan. 12:52PM	07'37	SND	07	OK

TO TURN OFF REPORT, PRESS 'MENU' #04.  
THEN SELECT OFF BY USING '+' OR '-'.

**SENDING REPORT**

8 Jan. 2014 1:08PM

YOUR LOGO : GHCL  
YOUR FAX NO. : 01202535209

NO.	OTHER FACSIMILE	START TIME	USAGE TIME	MODE	PAGES	RESULT
01	6202222723121	8 Jan. 1:02PM	05'54	SND	07	OK

TO TURN OFF REPORT, PRESS 'MENU' #04.  
THEN SELECT OFF BY USING '+' OR '-'.

ASE : Sent through Courier (Mr. J. Prabhakaran)  
Ahd.