

October 6, 2015

Mr. Hari K
Vice President
National Stock Exchange of India Limited
"Exchange Plaza"
Bandra - Kurla Complex,
Bandra (E), Mumbai - 400 051
Fax: 022 26598237/38

Mr. S Subramanian
DCS-CRD
BSE Limited
1st Floor, New Trading Ring, Rotunda Building,
P.J. Towers,
Dalal Street, Fort, Mumbai - 400 001
(Fax: 022 22723121/2037/2041/3714/2039/2061)

Dear Sirs,

Sub: Shareholding Pattern as on September 30, 2015

Pursuant to Clause 35 of the Listing Agreement, please find enclosed herewith Shareholding Pattern as on September 30, 2015 in the prescribed format.

We would also like to inform you that details of "encumbered shares" are based on the information available with the Company and the same has been confirmed by the promoter entities.

You are requested to kindly take note of the same.

In case you require any further information/ clarification, please do let us know.

Thanking you

Yours faithfully

For GHCL Limited



Bhuwleshwar Mishra
General Manager & Company Secretary


Introductory Sub-table I (a)								
Name of the Company:			GHCL LTD					
Scrip Code:	BSE - 500171 NSE - GHCL		Name of the Scrip:		GHCL			
	Quarter ended:		Class of Security:		Equity Shares			
September 30, 2015								
Partly paid-up shares:-			No. of Partly paid-up shares	As a % of total no. of partly paid-up shares		As a % of total no. of shares of the Company		
Held by promoter / promoter group			0	0.00%		0.00%		
Held by public			0	0.00%		0.00%		
Total			0	0.00%		0.00%		
Outstanding convertible securities:-			No. of outstanding securities	As a % of total no. of outstanding convertible securities		As a % of total no. of shares of the Company, assuming full conversion of the convertible securities		
Held by promoter / promoter group			0	0.00%		0.00%		
Held by public			0	0.00%		0.00%		
Total			0	0.00%		0.00%		
Warrants:-			No. of warrants	As a % of total no. of warrants		As a % of total no. of shares of the Company, assuming full conversion of warrants		
Held by promoter / promoter group			0	0.00%		0.00%		
Held by public			0	0.00%		0.00%		
Total			0	0.00%		0.00%		
Total paid-up capital of the company, assuming full conversion of warrants and convertible securities			100019286 equity shares of Rs. 10/- each					
Table (I) (a)								
Statement showing Shareholding Pattern (under Clause 35)								
Category Code:	Category of shareholder	Number of shareholders	Total number of shares	Number of shares held in dematerialized form	Total shareholding as a percentage of total number of shares		Shares pledged or otherwise encumbered	
					As % of (A+B)	As % of (A+B+C)	Number of shares	As a %
(I)	(II)	(III)	(IV)	(V)	(VI)	(VII)	(VIII)	(IX) = (VIII) / (IV)*100
(A) Shareholding of Promoter and Promoter Group(2)								
1 Indian								
(a)	Individuals/ Hindu Undivided Family	1	527774	527774	0.53%	0.53%	0	
(b)	Central Government/ State Government(s)	0	0	0	0.00%	0.00%	0	
(c)	Bodies Corporate	51	12188931	12188931	12.19%	12.19%	8670800	71.14%
(d)	Financial Institutions/ Banks	0	0	0	0.00%	0.00%		
(e)	Any Other (specify)							
	Directors & relatives	0	0	0	0.00%	0.00%	0	
	Trust (i.e. Ram Krishna Dalmia Foundation)	1	152000	152000	0.15%	0.15%	0	0%
	Sub-Total (A)(1)	53	12868705	12868705	12.87%	12.87%	8670800	
2 Foreign								
(a)	Individuals (Non-Resident Individuals/ Foreign Individuals)	0	0	0			0	
(b)	Bodies Corporate	2	5507900	5507900	5.51%	5.51%	0	0.00%
(c)	Institutions	0	0	0				
(d)	Qualified Foreign Investors	0	0	0				
(e)	Any Other (specify)	0	0	0				
	Sub-Total (A)(2)	2	5507900	5507900	5.51%	5.51%	0.00	0%
	Total Shareholding of Promoter and Promoter Group (A)= (A)(1)+(A)(2)	55	18376605	18376605	18.37%	18.37%	8670800	47.18%



(B)	Public shareholding (3)								
1	Institutions								
(a)	Mutual Funds/ UTI	9	16813	2613	0.02%	0.02%	N.A	N.A	
(b)	Financial Institutions/ Banks	21	3526136	3481952	3.53%	3.53%	N.A	N.A	
(c)	Central Government/ State Government(s)	0	0	0	0.00%	0.00%	N.A	N.A	
(d)	Venture Capital Funds	0	0	0	0.00%	0.00%	N.A	N.A	
(e)	Insurance Companies	3	3020015	3020015	3.02%	3.02%	N.A	N.A	
(f)	Foreign Institutional Investors	35	13906047	13905547	13.90%	13.90%	N.A	N.A	
(g)	Foreign Venture Capital Investors	0	0	0	0.00%	0.00%	N.A	N.A	
(h)	Qualified Foreign Investors	0	0	0	0.00%	0.00%	N.A	N.A	
(i)	Any Other (specify)						N.A	N.A	
	Foreign Mutual Fund	2	68407	68407	0.07%	0.07%	N.A	N.A	
	Sub-Total (B)(1)	70	20537418	20478534	20.53%	20.53%	N.A	N.A	
2	Non-institutions								
(a)	Bodies Corporate	997	25251896	25161498	25.25%	25.25%	N.A	N.A	
(b)	Individuals								
	i. Individual shareholders holding nominal share capital up to Rs. 1 lakh.	51465	15026107	12136402	15.02%	15.02%	N.A	N.A	
	ii. Individual shareholders holding nominal share capital in excess of Rs. 1 lakh.	163	15114565	15015965	15.11%	15.11%	N.A	N.A	
(c)	Qualified Foreign Investors	0	0	0	0.00%	0.00%	N.A	N.A	
(d)	Any Other (specify)								
i	Non Resident Indians(Repat)	1518	1510566	643252	1.51%	1.51%	N.A	N.A	
ii	Non Resident Indians(Non Repat)	148	102949	99400	0.10%	0.10%	N.A	N.A	
iii	Foreign Portfolio Investor (Corporate)	5	1294861	1294861	2.12%	1.29%	N.A	N.A	
iv	Foreign Portfolio Investor (Individual)	0	0	0	0.00%	0.00%	N.A	N.A	
v	Foreign Companies	2	3900	0	0.00%	0.00%	N.A	N.A	
vi	Clearing Member	307	1261905	1261905	1.26%	1.26%	N.A	N.A	
vii	Directors & relatives	5	105943	105843	0.11%	0.11%	N.A	N.A	
viii	Trusts	3	4000	4000	0.00%	0.00%	N.A	N.A	
ix	Hindu Undivided Family	844	1428571	1428571	1.43%	1.43%	N.A	N.A	
x	Market Makers	0	0	0	0.00%	0.00%	N.A	N.A	
xi	Overseas Bodies Corporate	0	0	0	0.00%	0.00%	N.A	N.A	
	Sub-Total (B)(2)	55457	61105263	57151697	61.09%	61.09%	N.A	N.A	
	Total Public Shareholding (B)= (B)(1)+(B)(2)	55527	81642681	77630231	81.63%	81.63%	N.A	N.A	
	TOTAL (A)+(B)	55582	100019286	96006836	100.00%	100.00%			
(C)	Shares held by Custodians and against which Depository Receipts have been issued								
1	Promoter and Promoter Group	0	0	0			N.A	N.A	
2	Public	0	0	0			N.A	N.A	
	GRAND TOTAL (A)+(B)+(C)	55582	100019286	96006836	100.00%	100.00%			



(I)(b) GHCL Limited (Quarter ended September 30, 2015)											
Statement showing holding of securities (including shares, warrants, convertible securities) of persons belonging to the category "Promoter and Promoter Group"											
Sr. No.	Name of the shareholder	Details of Shares held		Encumbered Shares (*)			Details of warrants		Details of convertible securities		Total shares (including underlying shares assuming full conversion of warrants and convertible securities) as a % of diluted share capital
		Number of shares held	As a percentage of Grand Total (A)+(B)+ (C)	Number	As a percentage	As a % of Grand Total (A)+(B)+(C) of sub-clause (I)(a)	Number of warrants held	As a % total number of warrants of the same class	Number of convertible securities held	As a % total number of convertible securities of the same class	
(I)	(II)	(III)	(IV)	(V)	(VI) = (V)/(III)*100	(VII)	(VIII)	(IX)	(X)	(XI)	(XII)
1	Gems Commercial Company Ltd	2891207	2.89%	2500000	86.47%	2.50%	0	0.00%	0	0.00%	2.89%
2	Banjax Limited	2789700	2.79%	0	0.00%	0.00%	0	0.00%	0	0.00%	2.79%
3	Hexabond Limited	2718200	2.72%	0	0.00%	0.00%	0	0.00%	0	0.00%	2.72%
4	Oval Investment Private Limited	2588848	2.59%	2500000	96.57%	2.50%	0	0.00%	0	0.00%	2.59%
5	Lhonak Enternational Private Limited	1365599	1.37%	1200000	87.87%	1.20%	0	0.00%	0	0.00%	1.37%
6	Hindustan Commercial Company Limited	778786	0.78%	525000	67.41%	0.52%	0	0.00%	0	0.00%	0.78%
7	Moderate Investment and Commercial Enterprises Limited	605050	0.60%	520000	85.94%	0.52%	0	0.00%	0	0.00%	0.60%
8	International Resources Limited	602647	0.60%	500000	82.97%	0.50%	0	0.00%	0	0.00%	0.60%
9	Anurag Dalmia (HUF)	527774	0.53%	0	0.00%	0.00%	0	0.00%	0	0.00%	0.53%
10	Carissa Investments Pvt Ltd	481752	0.48%	0	0.00%	0.00%	0	0.00%	0	0.00%	0.48%
11	Golden Tobacco Ltd	416578	0.42%	0	0.00%	0.00%	0	0.00%	0	0.00%	0.42%
12	Harvatex Engineering and Processing Co. Ltd.	409723	0.41%	300000	73.22%	0.30%	0	0.00%	0	0.00%	0.41%
13	Excellent Commercial Enterprises and Investment Ltd.	372300	0.37%	345800	92.88%	0.35%	0	0.00%	0	0.00%	0.37%
14	Carefree Investment Company Limited	298950	0.30%	280000	93.66%	0.28%	0	0.00%	0	0.00%	0.30%
15	Anurag Trading Leasing and Investment Co. Pvt.	284700	0.28%	0	0.00%	0.00%	0	0.00%	0	0.00%	0.28%
16	Divine Leasing And Finance Ltd.	245704	0.25%	0	0.00%	0.00%	0	0.00%	0	0.00%	0.25%
17	WGF Financial Services Ltd	203807	0.20%	0	0.00%	0.00%	0	0.00%	0	0.00%	0.20%
18	Dalmia Finance Ltd	200244	0.20%	0	0.00%	0.00%	0	0.00%	0	0.00%	0.20%
19	Dalmia Housing Finance Ltd	180707	0.18%	0	0.00%	0.00%	0	0.00%	0	0.00%	0.18%
20	Ram Krishna Dalmia Foundation	152000	0.15%	0	0.00%	0.00%	0	0.00%	0	0.00%	0.15%
21	Archana Trading and Investment Co. Pvt. Ltd.	132848	0.13%	0	0.00%	0.00%	0	0.00%	0	0.00%	0.13%
22	Bharatpur Investment Limited	38842	0.04%	0	0.00%	0.00%	0	0.00%	0	0.00%	0.04%



23	Sanjay Trading and Investment Co. Pvt. Ltd.	29100	0.03%	0	0.00%	0.00%	0	0.00%	0	0.00%	0.03%
24	General Exports And Credits Limited	17000	0.02%	0	0.00%	0.00%	0	0.00%	0	0.00%	0.02%
25	Pashupatinath Commercial Pvt Ltd	15000	0.01%	0	0.00%	0.00%	0	0.00%	0	0.00%	0.01%
26	Sovereign Commercial Pvt Ltd	6000	0.01%	0	0.00%	0.00%	0	0.00%	0	0.00%	0.01%
27	Trishul Commercial Pvt Ltd	5100	0.01%	0	0.00%	0.00%	0	0.00%	0	0.00%	0.01%
28	Swastik Commercial Pvt Ltd	3700	0.00%	0	0.00%	0.00%	0	0.00%	0	0.00%	0.00%
29	Alankar Commercial Private Limited	2600	0.00%	0	0.00%	0.00%	0	0.00%	0	0.00%	0.00%
30	Ricklunsford Trade and Industrial Investment Ltd.	1960	0.00%	0	0.00%	0.00%	0	0.00%	0	0.00%	0.00%
31	Chirawa Investment Limited	1860	0.00%	0	0.00%	0.00%	0	0.00%	0	0.00%	0.00%
32	Lakshmi Vishnu Investment Limited	1860	0.00%	0	0.00%	0.00%	0	0.00%	0	0.00%	0.00%
33	Mourya Finance Limited	1860	0.00%	0	0.00%	0.00%	0	0.00%	0	0.00%	0.00%
34	Sikar Investment Company Limited	1800	0.00%	0	0.00%	0.00%	0	0.00%	0	0.00%	0.00%
35	Antarctica Investment Pvt Ltd	785	0.00%	0	0.00%	0.00%	0	0.00%	0	0.00%	0.00%
36	Comosum Investment Pvt Ltd	701	0.00%	0	0.00%	0.00%	0	0.00%	0	0.00%	0.00%
37	Lovely Investment Pvt Ltd	645	0.00%	0	0.00%	0.00%	0	0.00%	0	0.00%	0.00%
38	Altar Investment Pvt Ltd	318	0.00%	0	0.00%	0.00%	0	0.00%	0	0.00%	0.00%
39	Ilac Investment Private Limited	217	0.00%	0	0.00%	0.00%	0	0.00%	0	0.00%	0.00%
40	Hotex Company Ltd	78	0.00%	0	0.00%	0.00%	0	0.00%	0	0.00%	0.00%
41	Dear Investment Pvt Ltd	55	0.00%	0	0.00%	0.00%	0	0.00%	0	0.00%	0.00%
TOTAL		18376605	18.37%	8670800	47.18%	8.67%	0	0.00%	0	0.00%	18.37%

(*) The term "encumbrance" has the same meaning as assigned to it in regulation 28(3) of the SAST Regulations, 2011

Note 1: In continuation to our earlier reporting, we would further like to reiterate that we have disclosed consolidated shareholding of those promoters entities which have multiple demat accounts. Accordingly, number of shareholders/entities have been reduced from 55 (in main shareholding) to 41 (in above table) under promoter and promoter group category.

Note 2: Data received from M/s Link Intime (India) Pvt. Limited i.e. RTA, for the quarter ended September 30, 2015, has shown 86,70,800 equity shares of promoter and promoter group entities as "encumbered" and the promoter and promoter group entities have also confirmed the same. Hence, based on the disclosure received from the promoter and promoter group entities and also the information received from the RTA, we have disclosed 86,70,800 equity shares (8.67%) of promoter and promoter group entities as "encumbered" out of total holding of promoter and promoter group entities i.e. 1,83,76,605 equity shares (18.37%) held in GHCL Limited.



GHCL LIMITED (For the Quarter ended September 30, 2015)



(I)(c)(i) Statement showing holding of securities (including shares, warrants, convertible securities) of persons belonging to the category "Public" and holding more than 1% of the total number of shares

Sr. No.	Name of the shareholder	Number of shares held	Shares as a percentage of total number of shares (i.e., Grand Total (A)+(B)+(C) indicated in Statement at para (I)(a) above}	Details of warrants		Details of convertible securities		Total shares (including underlying shares assuming full conversion of warrants and convertible securities) as a % of diluted share capital
				Number of warrants held	As a % total number of warrants of the same class	Number of convertible securities held	% w.r.t total number of convertible securities of the same class	
1	Ares Diversified	4932182	4.93%	0	0.00%	0	0.00%	4.93%
2	J P Financial Services Pvt Ltd	4898751	4.90%	0	0.00%	0	0.00%	4.90%
3	Life Insurance Corporation of India	3138105	3.14%	0	0.00%	0	0.00%	3.14%
4	Varanasi Commercial Ltd	3135000	3.13%	0	0.00%	0	0.00%	3.13%
5	EOS Multi Strategy Fund Ltd	2852484	2.85%	0	0.00%	0	0.00%	2.85%
6	Shweta Hardik Patel	2722655	2.72%	0	0.00%	0	0.00%	2.72%
7	Bhanubhai Bhagvandas Patel	2688857	2.69%	0	0.00%	0	0.00%	2.69%
8	United India Insurance Company Limited	2124280	2.12%	0	0.00%	0	0.00%	2.12%
9	Rameshbhai Jagjivandas Patel	1891826	1.89%	0	0.00%	0	0.00%	1.89%
10	Indianivesh Securities Private Limited	1702090	1.70%	0	0.00%	0	0.00%	1.70%
11	Ocean Dial Gateway to India Mauritius Limited	1684573	1.68%	0	0.00%	0	0.00%	1.68%
12	Narendra Kumar Agarwal	1500000	1.50%	0	0.00%	0	0.00%	1.50%
13	NSCCL-CC	1323039	1.32%	0	0.00%	0	0.00%	1.32%
14	Campbell Advertising Pvt. Ltd.	1054885	1.05%	0	0.00%	0	0.00%	1.05%
15	Jayesh H Patel	1017000	1.02%	0	0.00%	0	0.00%	1.02%
TOTAL		36665727	36.66%	0	0.00%	0	0.00%	36.66%

(I)(c)(ii) Statement showing holding of securities (including shares, warrants, convertible securities) of persons (together with PAC) belonging to the category "Public" and holding more than 5% of the total number of shares of the company

Sr. No.	Name(s) of the shareholder(s) and the Persons Acting in Concert (PAC) with them	Number of shares	Shares as a percentage of total number of shares (i.e., Grand Total (A)+(B)+(C) indicated in Statement at para (I)(a) above}	Details of warrants		Details of convertible securities		Total shares (including underlying shares assuming full conversion of warrants and convertible securities) as a % of diluted share capital
				Number of warrants	As a % total number of warrants of the same class	Number of convertible securities held	% w.r.t total number of convertible securities of the same class	
1	N.A.	0	0.00%	0	0.00%	0	0.00%	0.00%
TOTAL			0.00%	0	0.00%	0	0.00%	



GHCL Limited (For the quarter ended September 30, 2015)				
(I)(d) Statement showing details of locked-in shares				
Sr. No.	Name of the shareholder	Number of locked-in shares	Locked-in shares as a percentage of total number of shares {i.e., Grand Total (A)+(B)+(C) indicated in Statement at para (I)(a) above}	
1	NOT APPLICABLE			
2				
TOTAL				
(II)(a) Statement showing details of Depositories Receipts (DRs)				
Sr. No.	Type of outstanding DR (ADRs, GDRs, SDRs, etc.)	Number of outstanding DRs	Number of shares underlying outstanding DRs	Shares underlying outstanding DRs as a percentage of total number of shares {i.e., Grand Total (A)+(B)+(C) indicated in Statement at para (I)(a) above}
1	NOT APPLICABLE			
2				
TOTAL				
(II)(b) Statement showing Holding of Depositories Receipts (DRs), where underlying shares held by 'promoter/promoter group' are in excess of 1% of the total number of shares				
Sr. No.	Name of the DR Holder	Type of outstanding DR (ADRs, GDRs, SDRs, etc.)	Number of shares underlying outstanding DRs	Shares underlying outstanding DRs as a percentage of total number of shares {i.e., Grand Total (A)+(B)+(C) indicated in Statement at para (I)(a) above}
1	NOT APPLICABLE			
2				
TOTAL				
<p>Note: GHCL Limited is having only one class of shares i.e. Equity Shares, hence Statement under Part III (a) of Clause 35 of Listing Agreement is not applicable. Part III (a) relates to the "Statement showing the voting pattern of shareholders, if more than one class of shares/securities is issued by the issuer."</p>				
<p>for GHCL LIMITED</p>  <p>Bhuneshwar Mishra General Manager & Company Secretary</p> 				

SENDING REPORT

7 Oct. 2015 11:00AM

YOUR LOGO : GHCL
YOUR FAX NO. : 01202535209

NO.	OTHER FACSIMILE	START TIME	USAGE TIME	MODE	PAGES	RESULT	
01	002222723121	7 Oct. 10:50AM	10'12	SND	07	OK	BSE

TO TURN OFF REPORT, PRESS 'MENU' #04.
THEN SELECT OFF BY USING '+' OR '-'.

SENDING REPORT

7 Oct. 2015 11:14AM

YOUR LOGO : GHCL
YOUR FAX NO. : 01202535209

NO.	OTHER FACSIMILE	START TIME	USAGE TIME	MODE	PAGES	RESULT	
01	Fax Server	7 Oct. 11:05AM	09'02	SND	07	OK	NSE

TO TURN OFF REPORT, PRESS 'MENU' #04.
THEN SELECT OFF BY USING '+' OR '-'.